

Kids Creative 創る化プロジェクト

年中向け基礎スタンダードセット1

なまえ:

ひにち:

<http://www.kidsc.jp/tsukuruka/>
<http://www.kidscreative.jp/>



[セット集の楽しみ方]

セット集は、個別のコンテンツをあるテーマや年齢ごとに、ひとまとめにしたコンテンツ集です。
セット集には、年齢ごとに対象となるコンテンツをひとまとめにしたコンテンツ集「年齢別セット集」と、
テーマごとに対象となるコンテンツをひとまとめにしたコンテンツ集「テーマ別セット集」の2つの種類があります。

年齢別セット集は、対象のお子様とご一緒に、毎日少しずつ、あるいは一週間に数日というように、少しずつの量を継続して進められるコンテンツ集です。

テーマ別セット集は、お子様の、強くしたいあるいは更に伸ばしたいテーマ領域を選択頂き、より集中的に取り組むことができるコンテンツ集です。

セット集は、分量が多いですので、“少しずつ継続的に”を心がけてください。

親子で一緒に楽しむために、正解を意識しすぎることなく、子供の考えに耳を傾けることを大切にしてください。

キッズクリエイティブ 創る化プロジェクト HPIはこちら → <http://www.kidsc.jp/tsukuruka/>

[Memo - 1]

日付	時間	ページ	Memo
年 月 日	時 分 ~ 時 分	P ~ P	
年 月 日	時 分 ~ 時 分	P ~ P	
年 月 日	時 分 ~ 時 分	P ~ P	
年 月 日	時 分 ~ 時 分	P ~ P	
年 月 日	時 分 ~ 時 分	P ~ P	
年 月 日	時 分 ~ 時 分	P ~ P	
年 月 日	時 分 ~ 時 分	P ~ P	
年 月 日	時 分 ~ 時 分	P ~ P	
年 月 日	時 分 ~ 時 分	P ~ P	
年 月 日	時 分 ~ 時 分	P ~ P	

[Memo - 2]

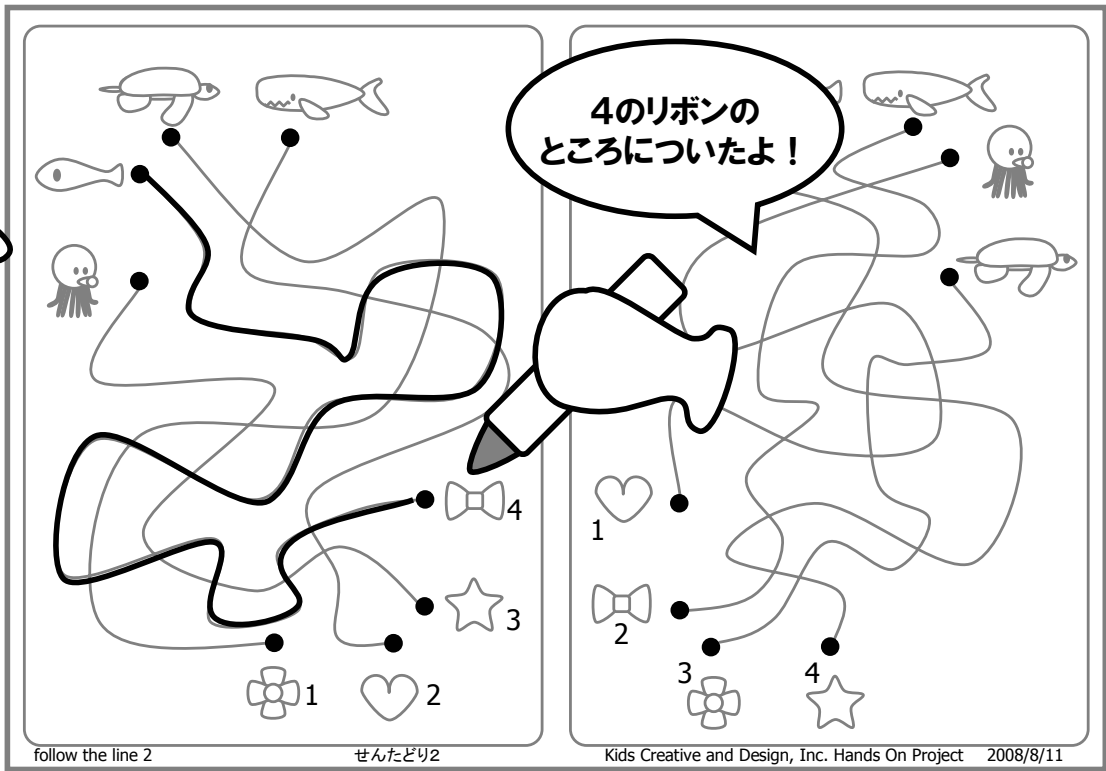
日付	時間	ページ	Memo
年 月 日	時 分 ~ 時 分	P ~ P	
年 月 日	時 分 ~ 時 分	P ~ P	
年 月 日	時 分 ~ 時 分	P ~ P	
年 月 日	時 分 ~ 時 分	P ~ P	
年 月 日	時 分 ~ 時 分	P ~ P	
年 月 日	時 分 ~ 時 分	P ~ P	
年 月 日	時 分 ~ 時 分	P ~ P	
年 月 日	時 分 ~ 時 分	P ~ P	
年 月 日	時 分 ~ 時 分	P ~ P	
年 月 日	時 分 ~ 時 分	P ~ P	

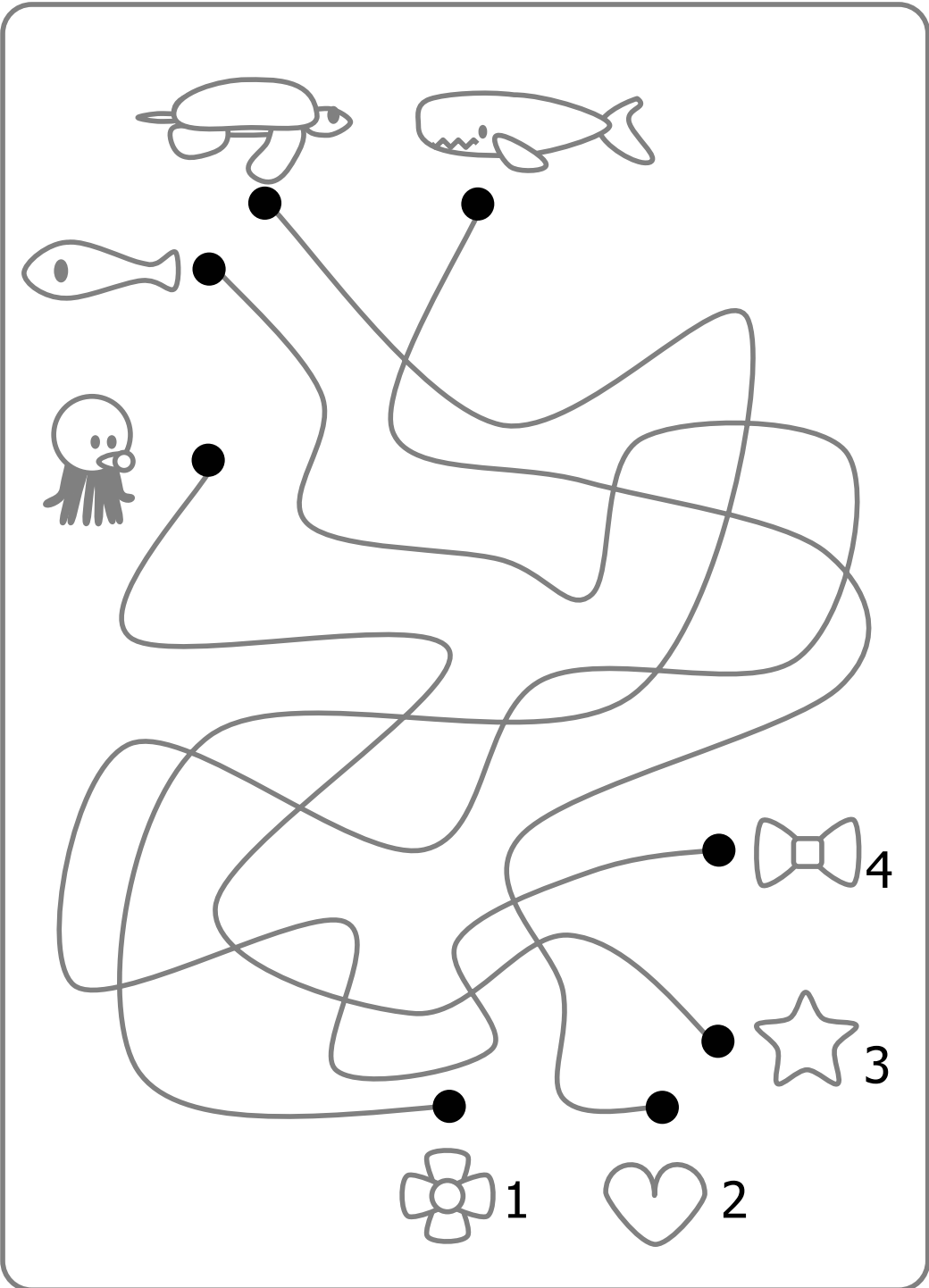
[目次]

せんたどり2	5
まちがいさがし入門2	13
マスいろぬり1	19
まねしてずけいかき2	27
かずをかぞえよう2	39
すうじけし2	45
ドッツかぞえ1	52
かずとすうじ2	60
ひらがなひょう	68
ひらがなれんしゅうひょう1	71
もののなまえひらがな1	79


[せんたどり2]

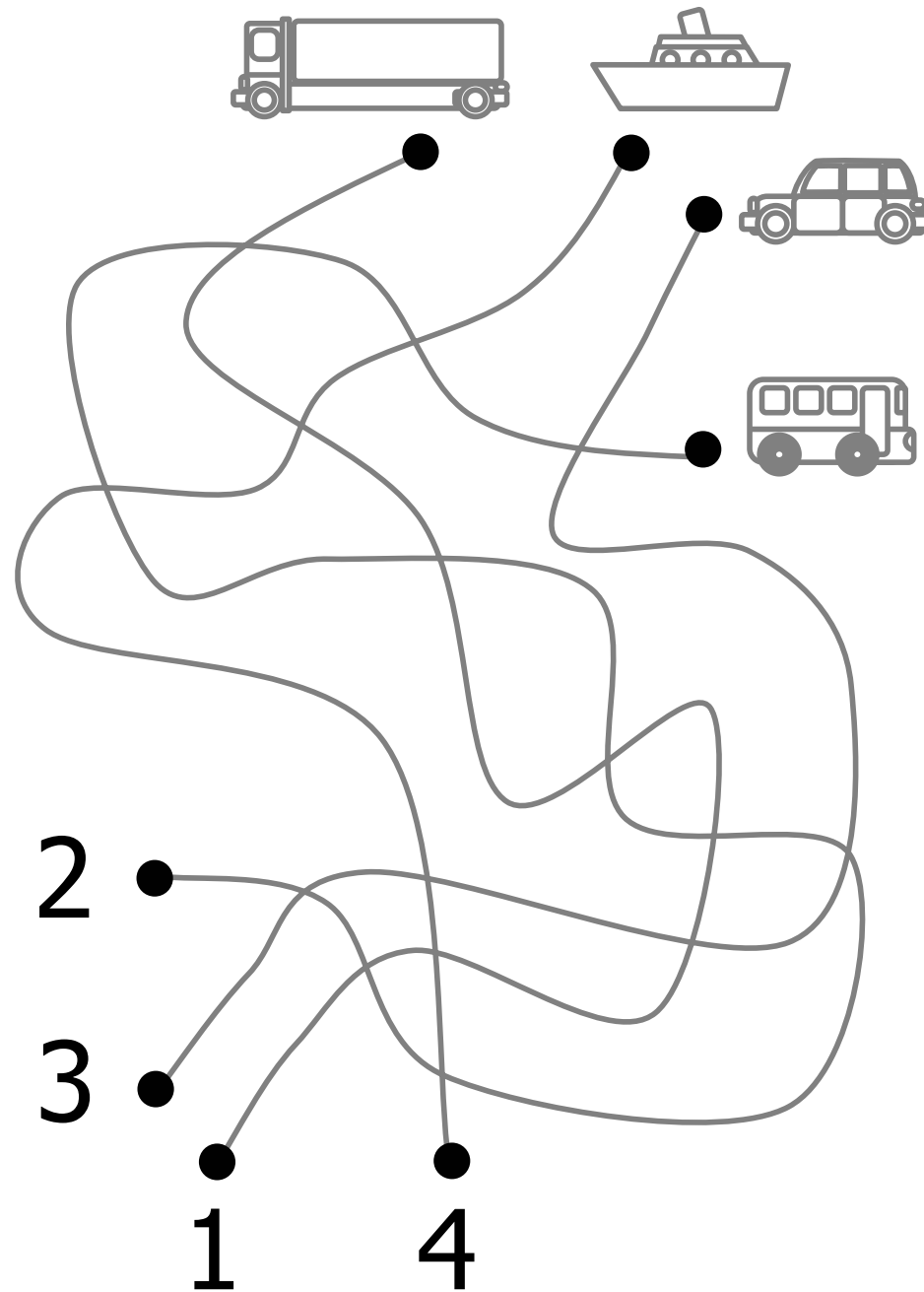
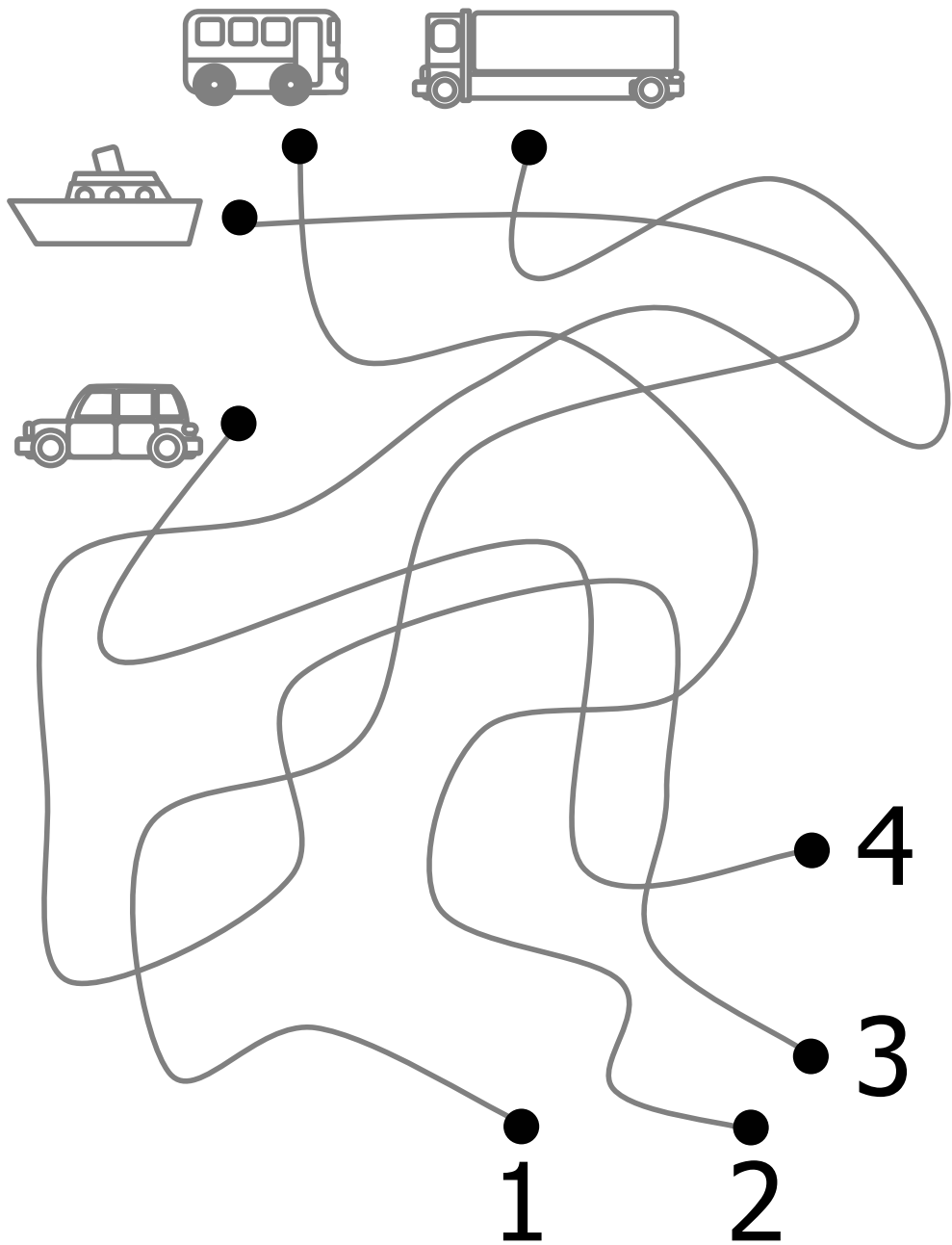
使い方イメージ

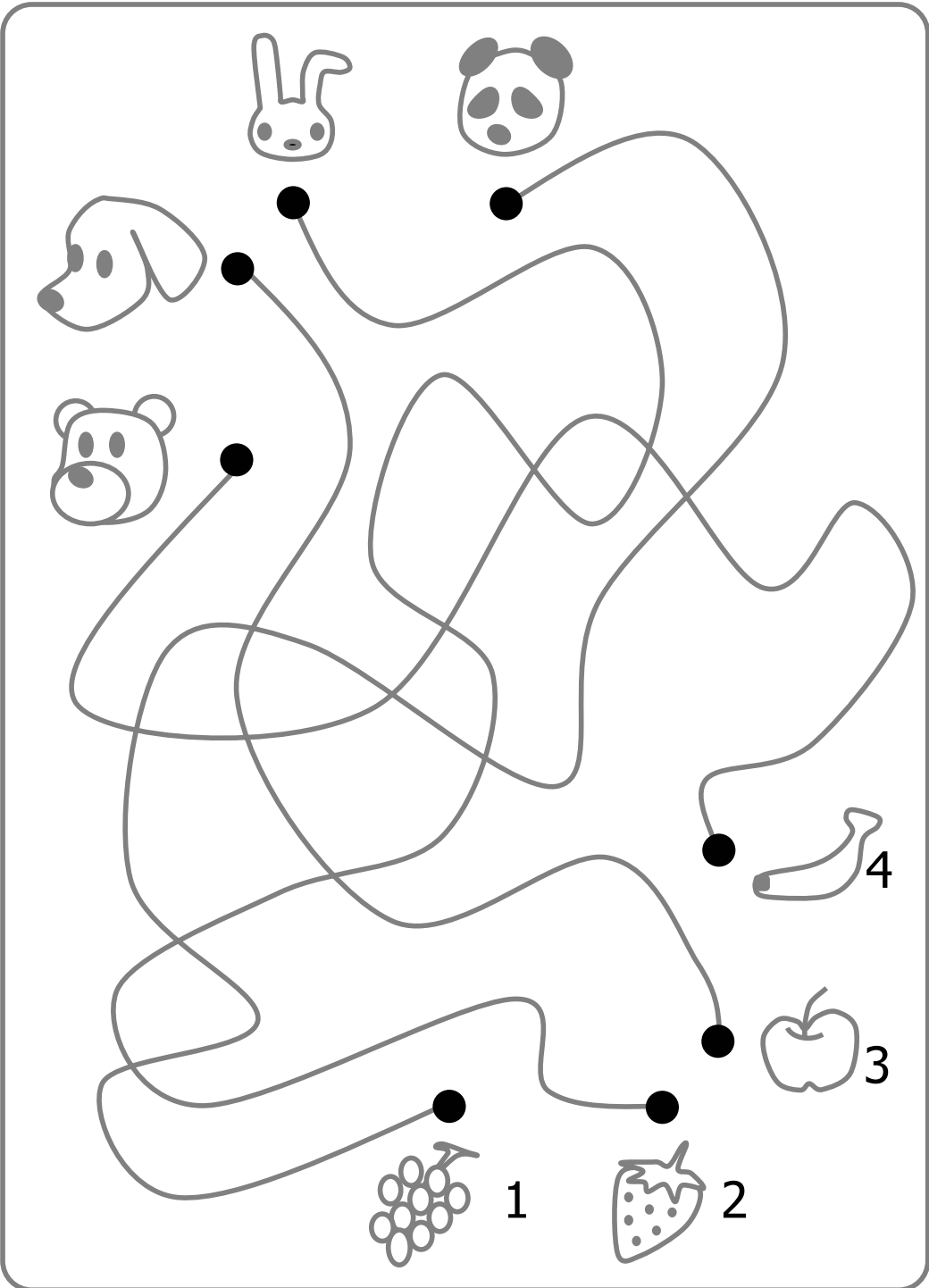





せんたどり2

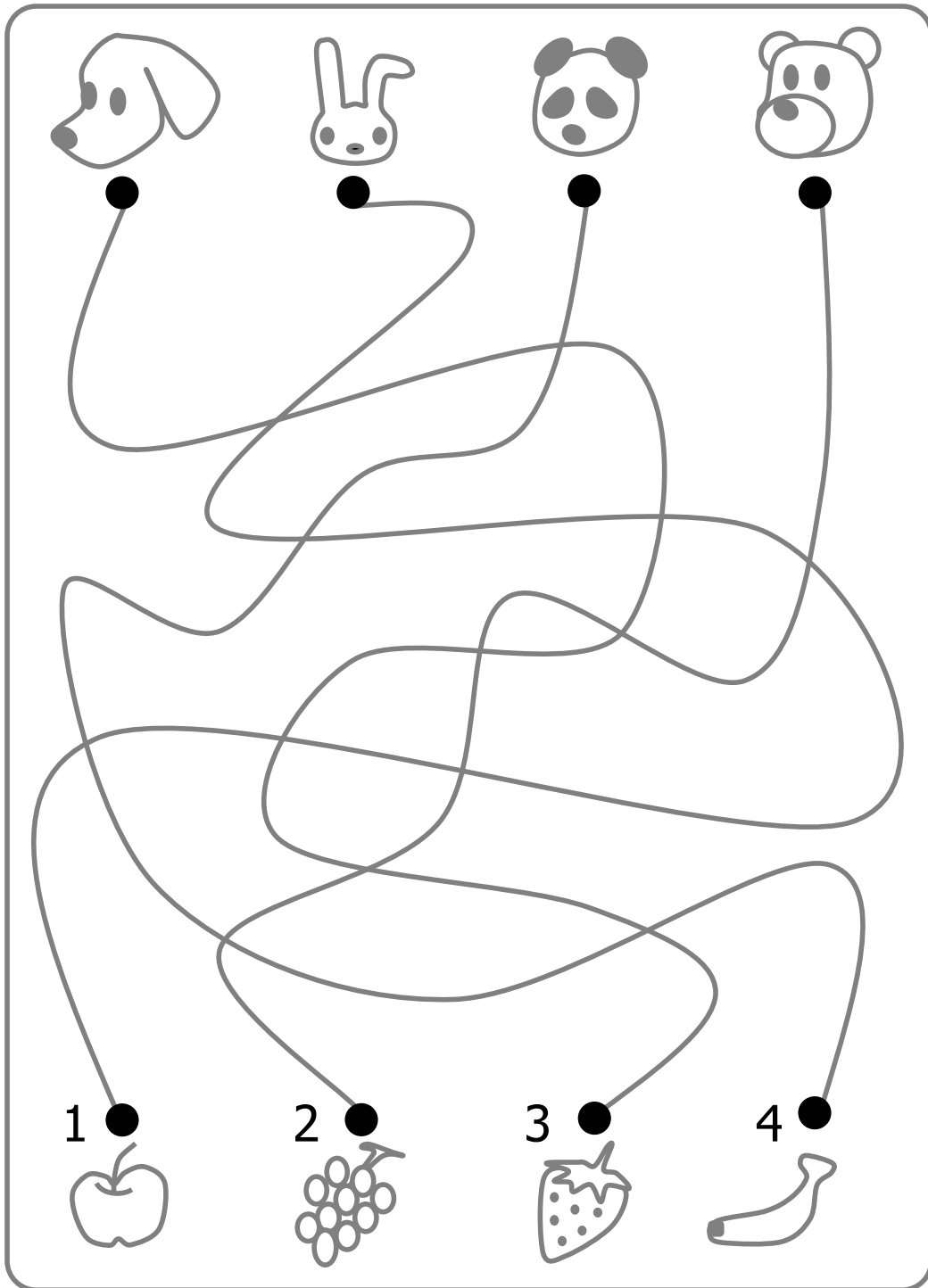




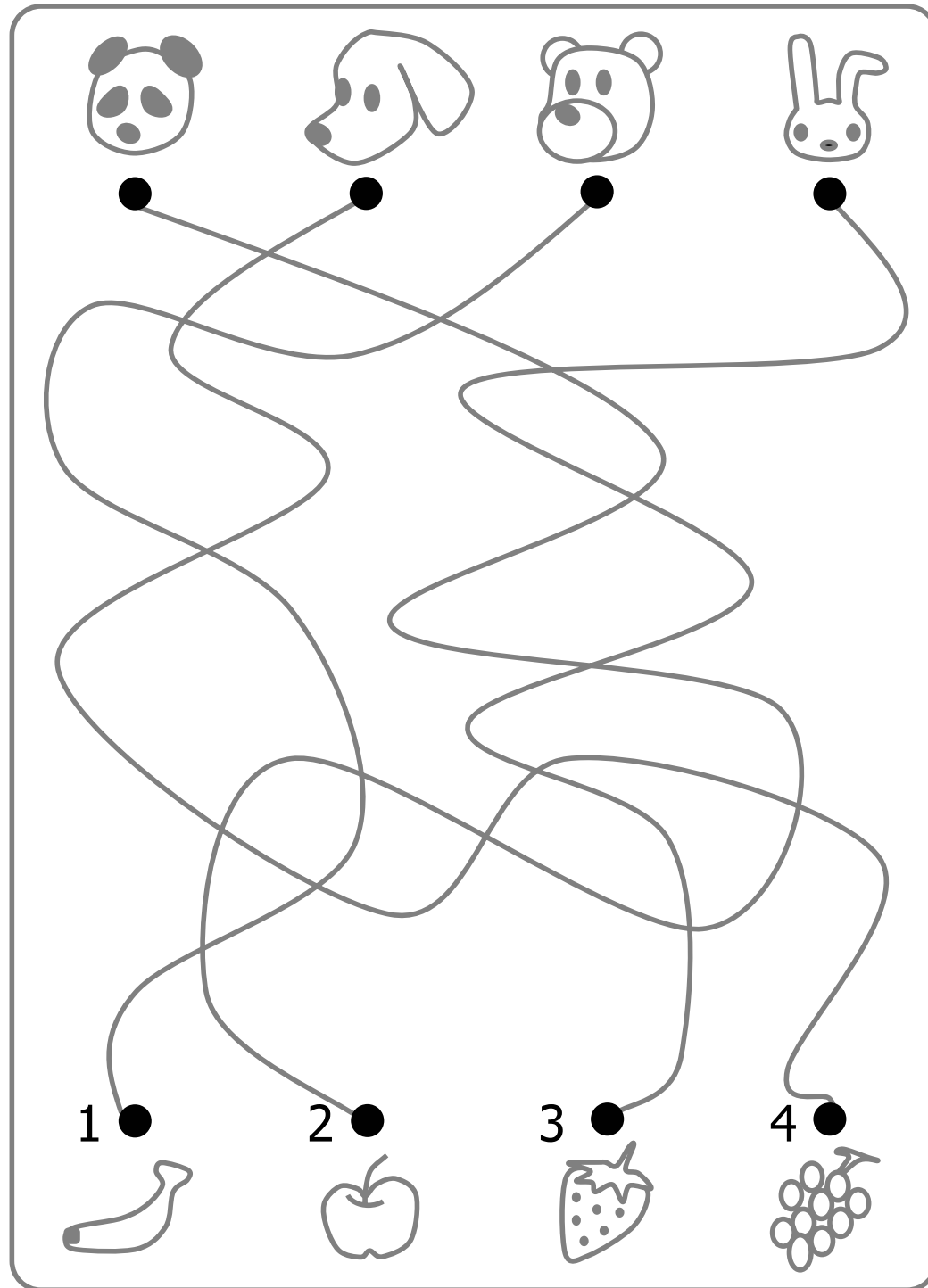


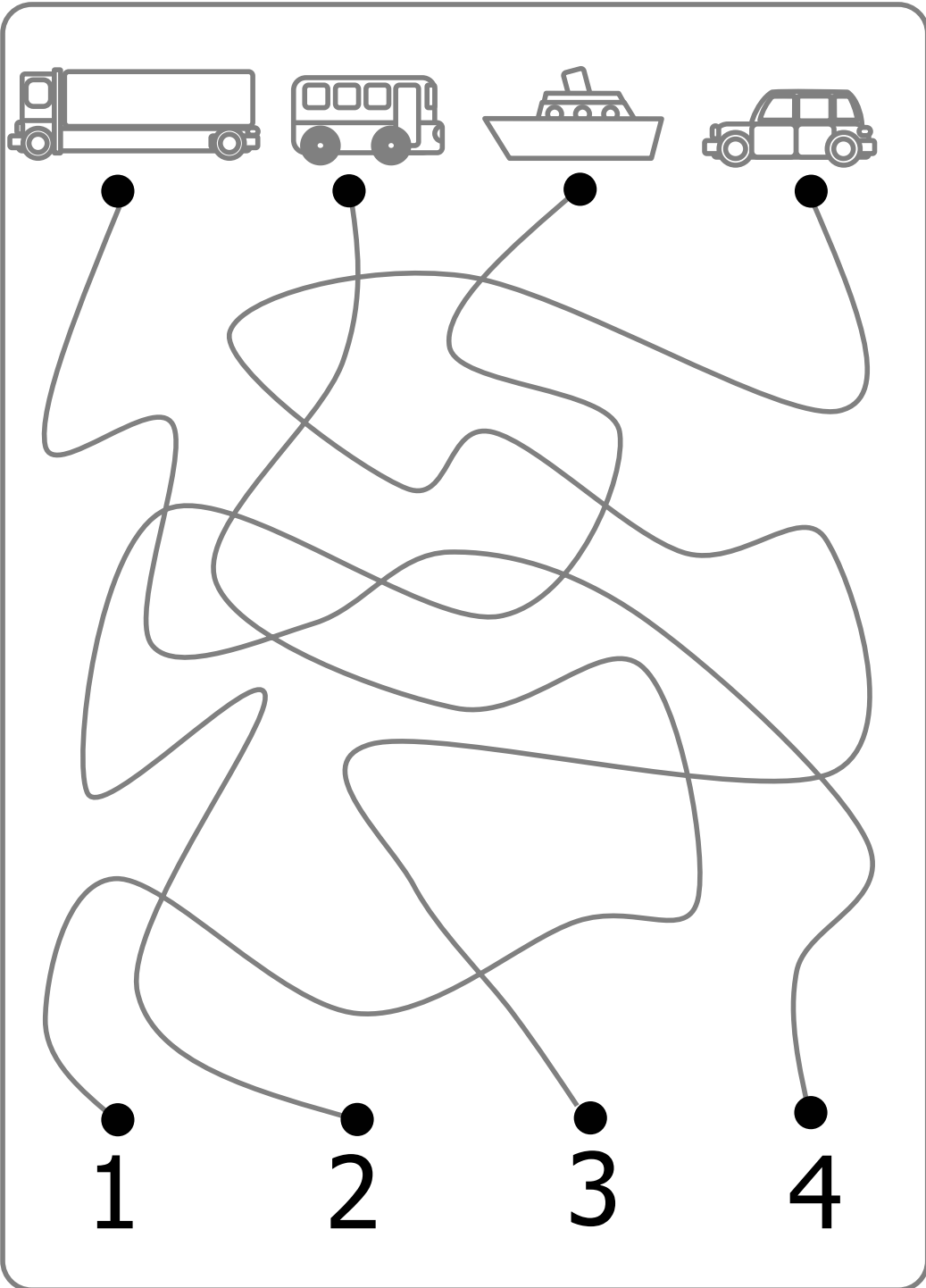
せんたどり2



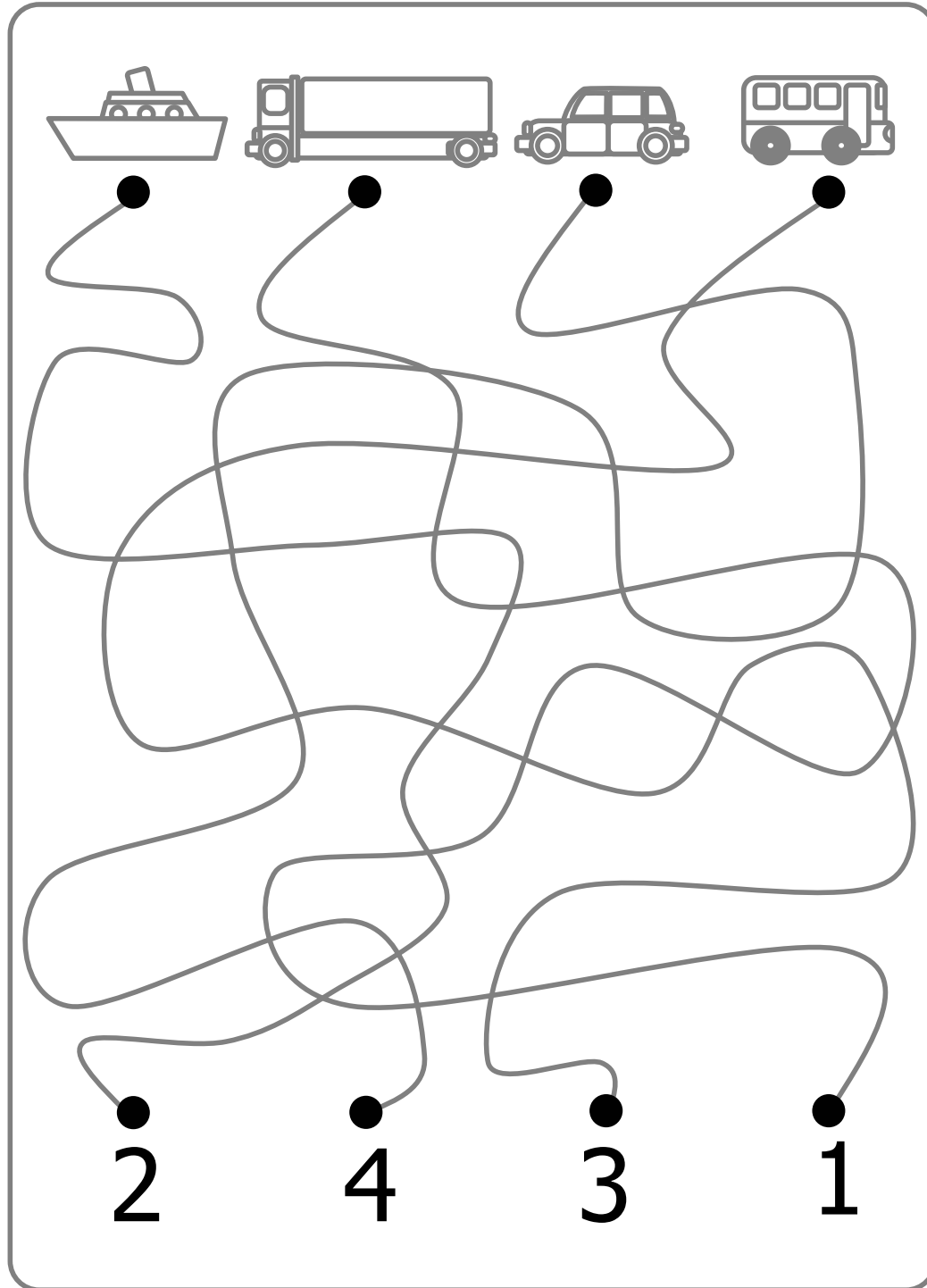


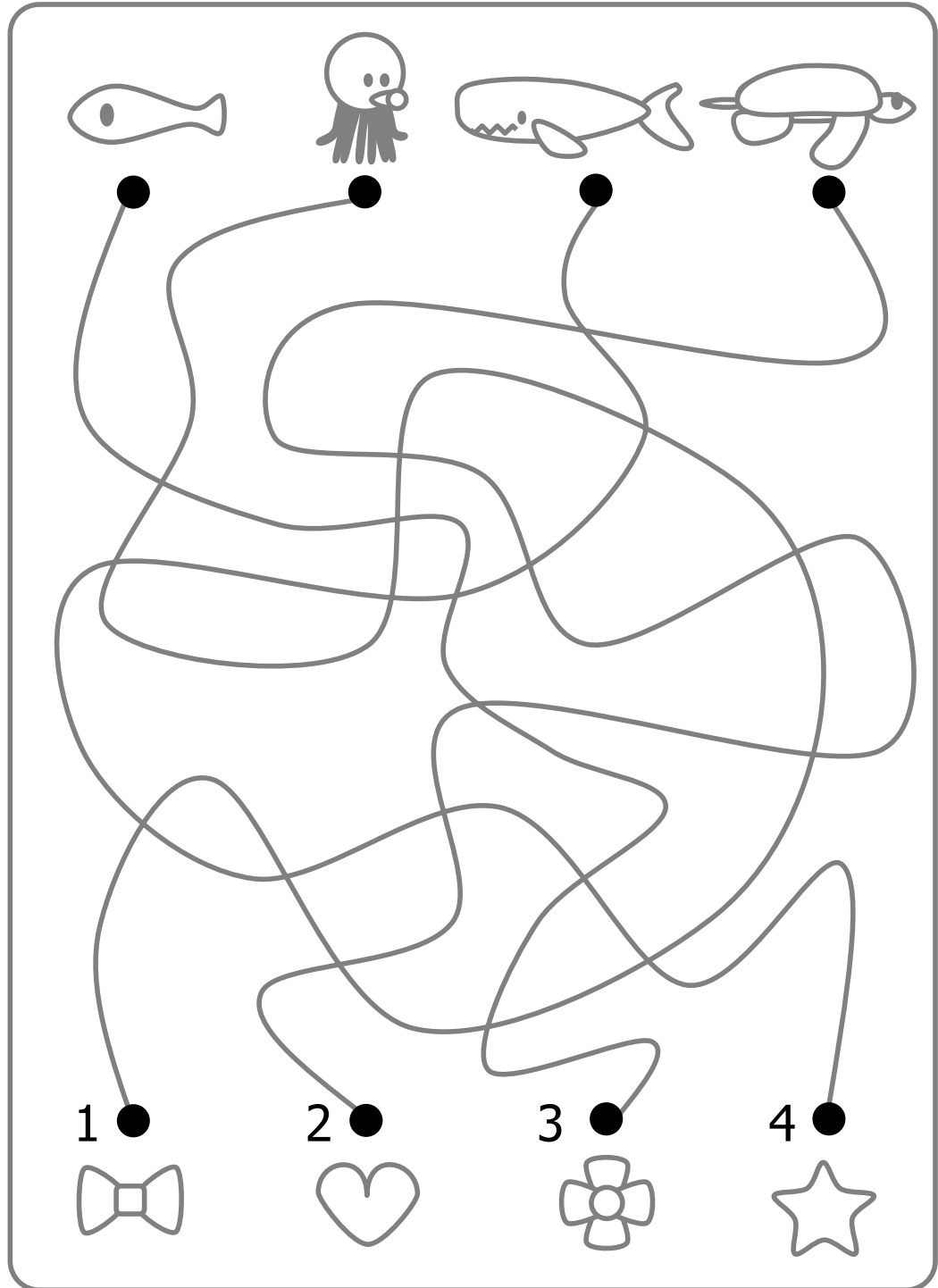
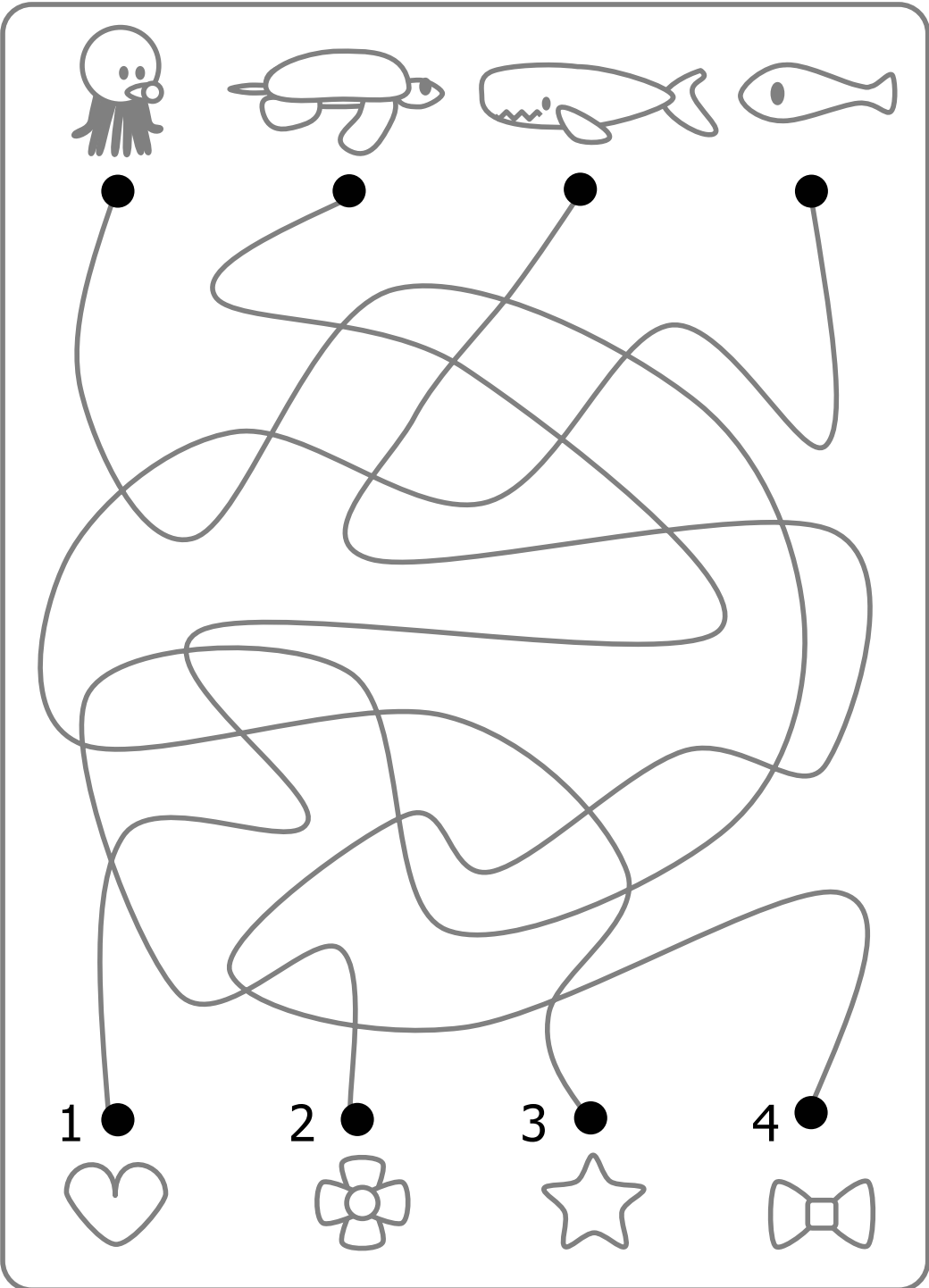
せんたどり2





せんたどり2







1

2

3

4



2


4



3



1



[まちがいさがし入門2]



使い方イメージ

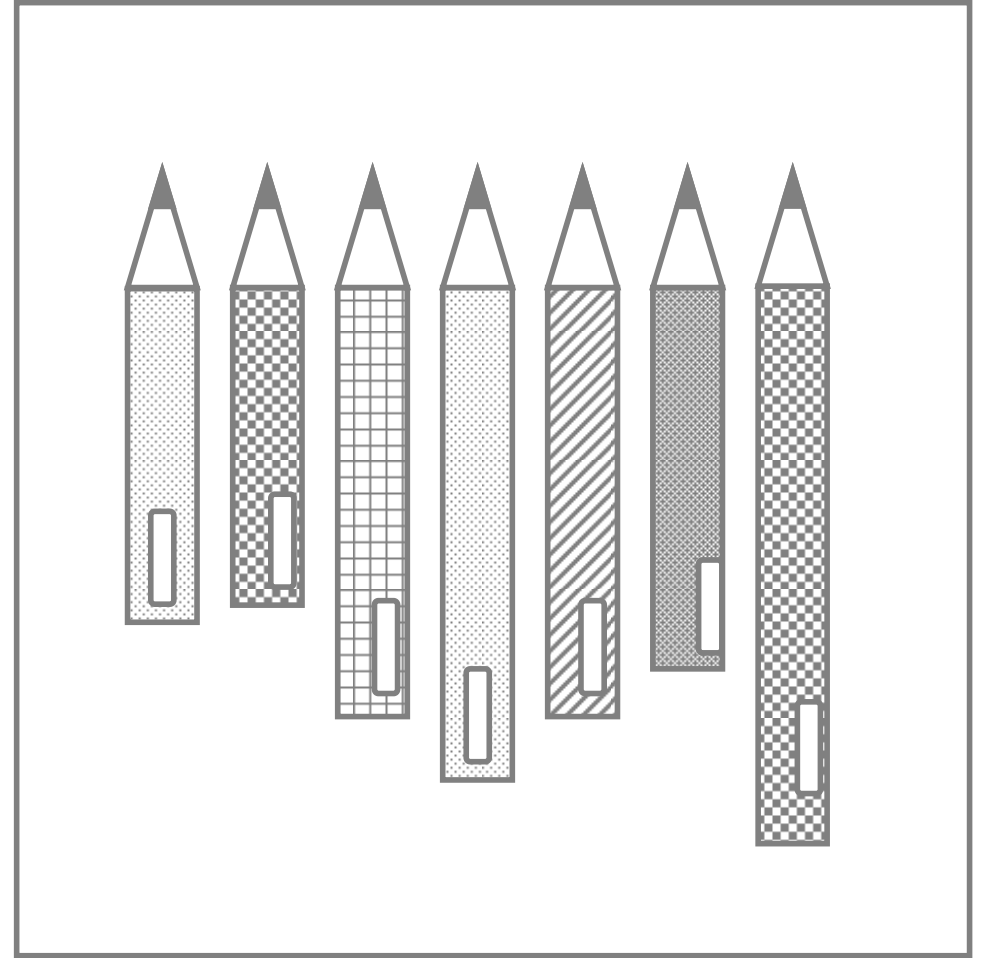
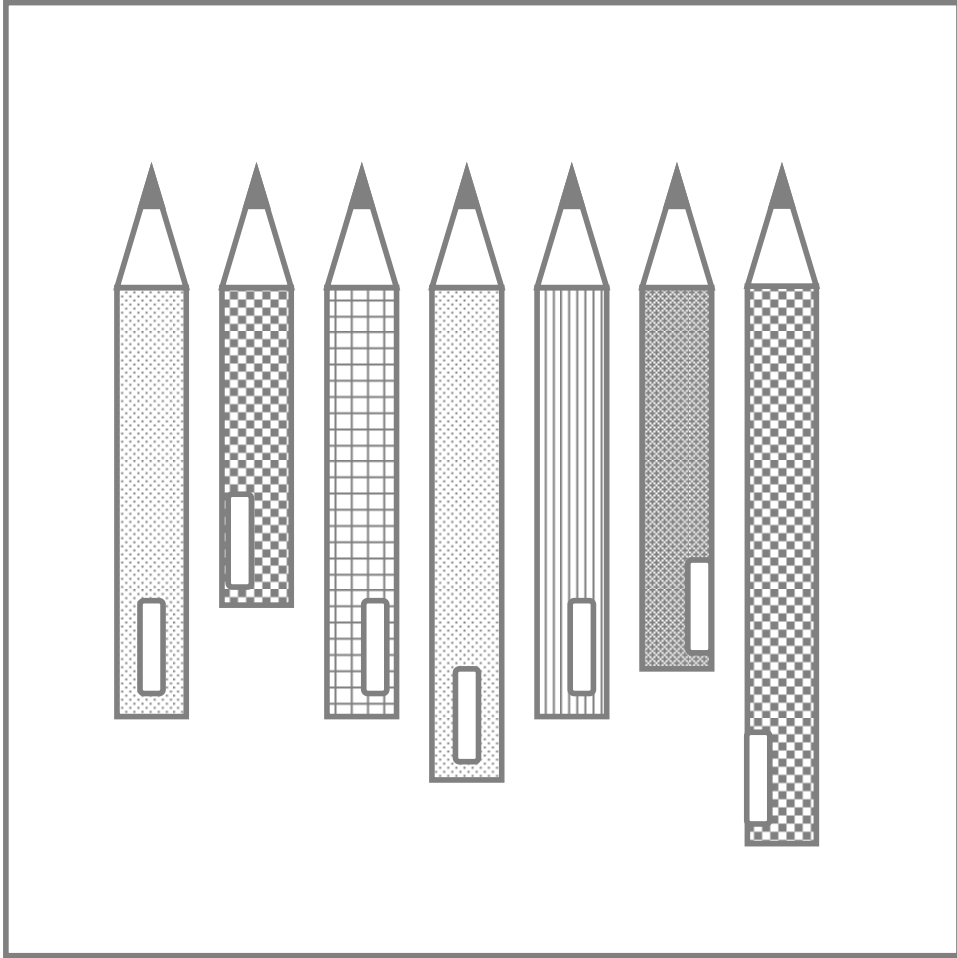














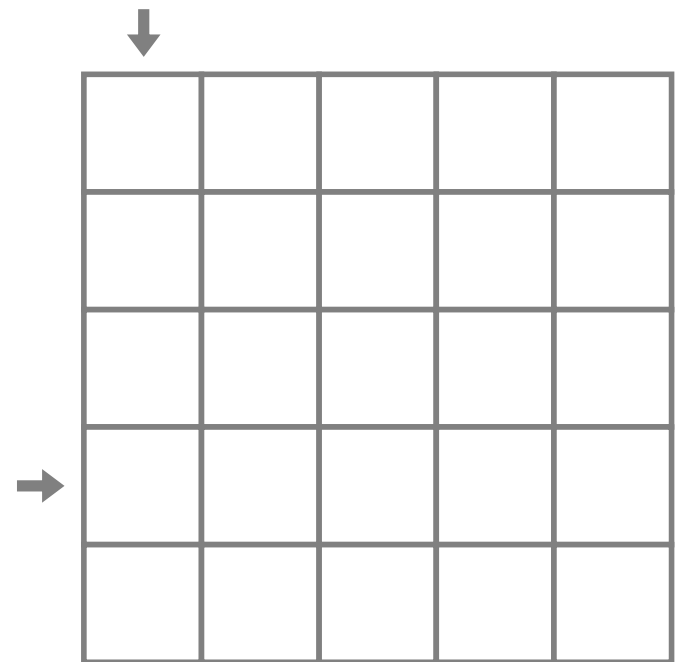
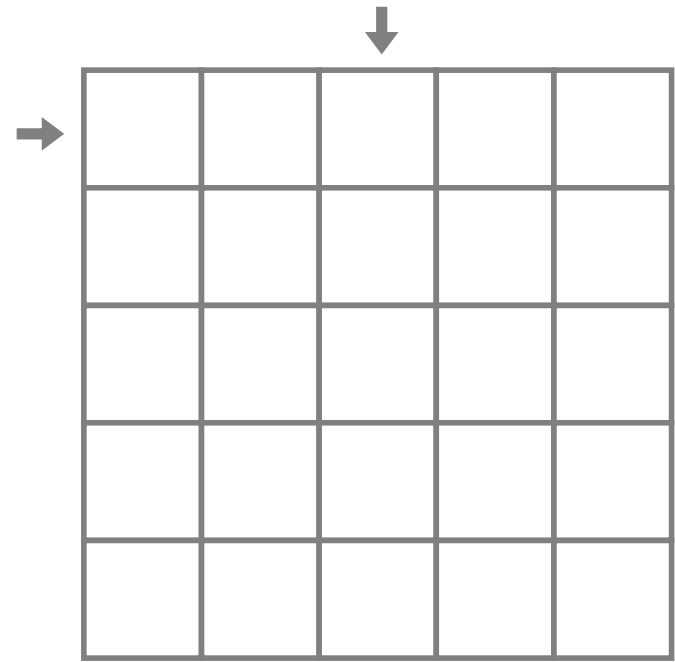
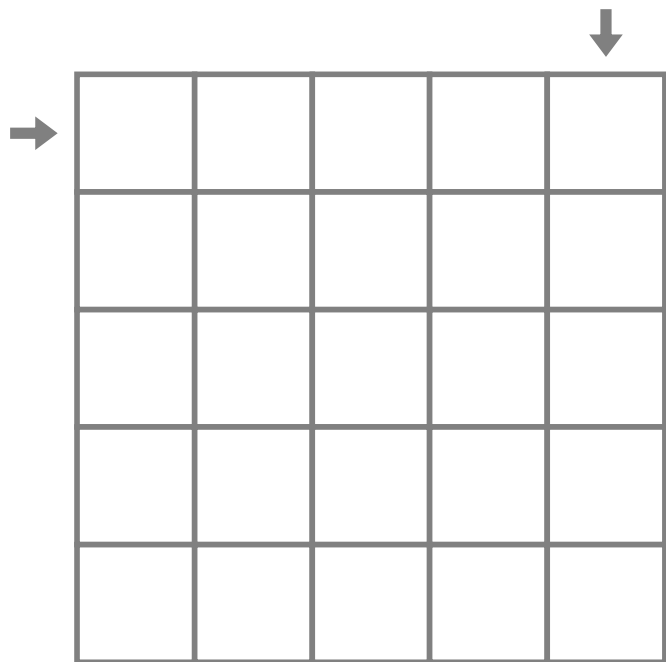
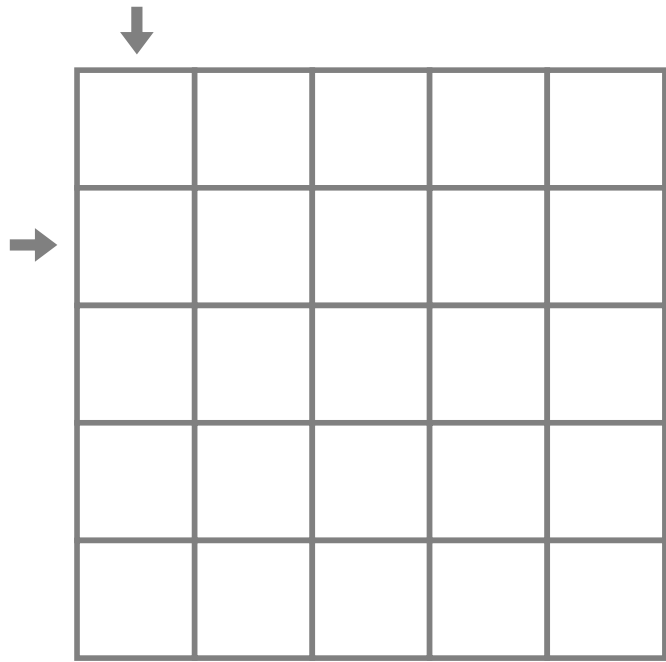
[マスいろぬり1]

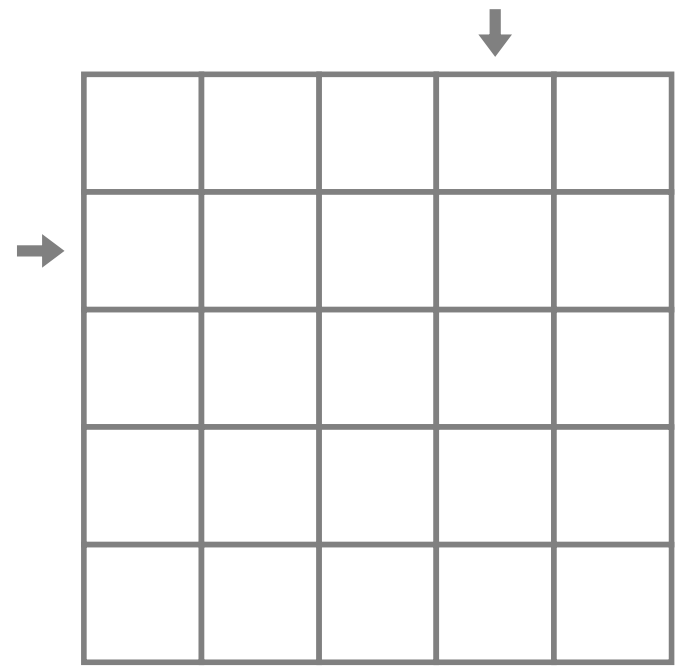
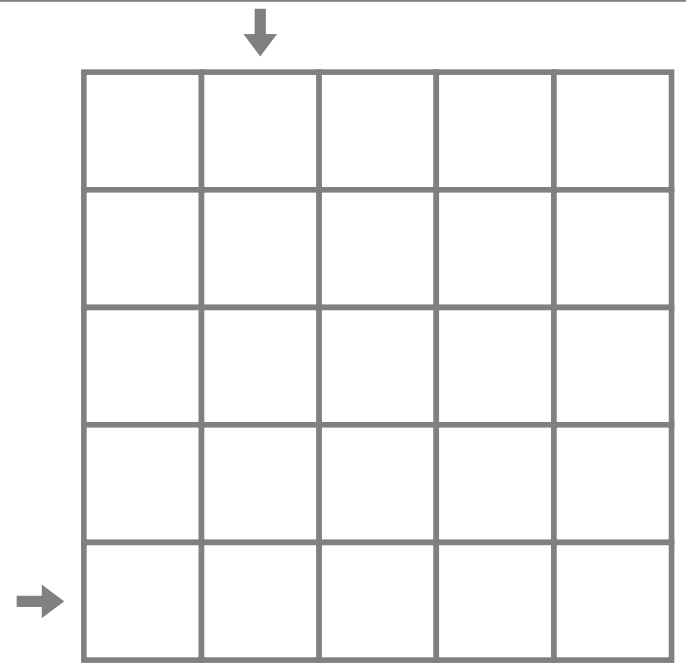
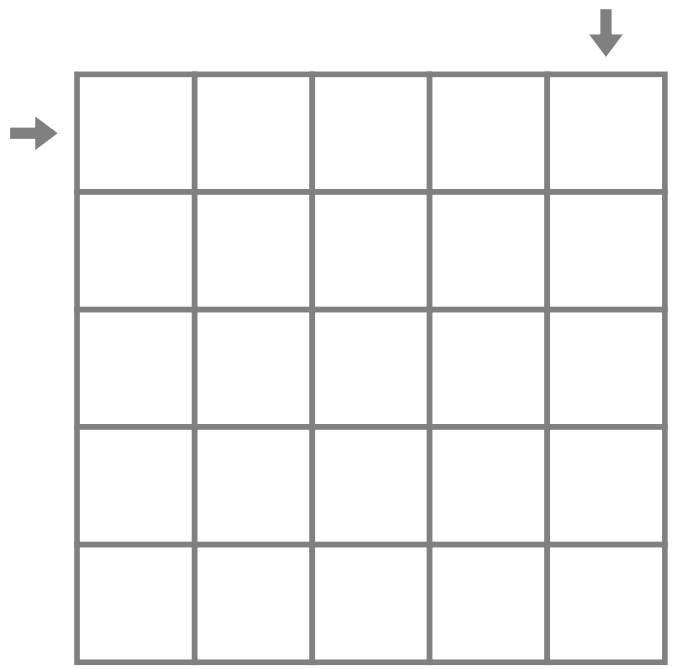
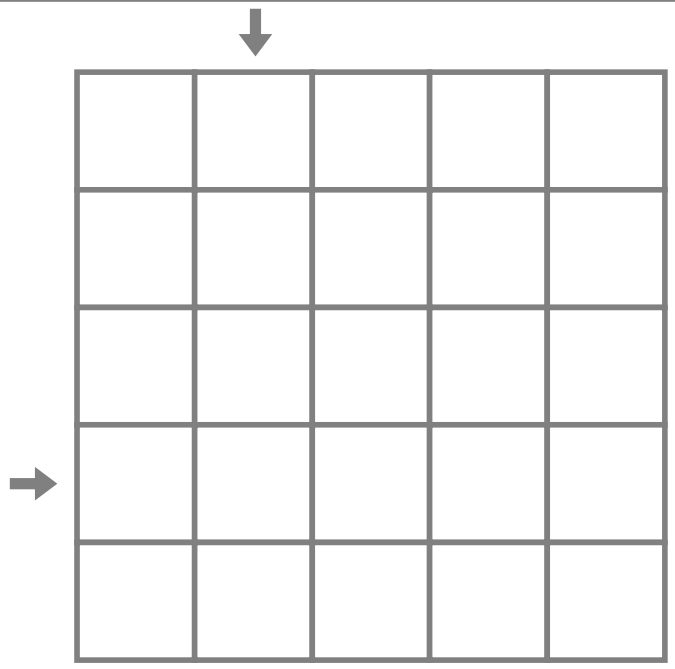
使い方イメージ

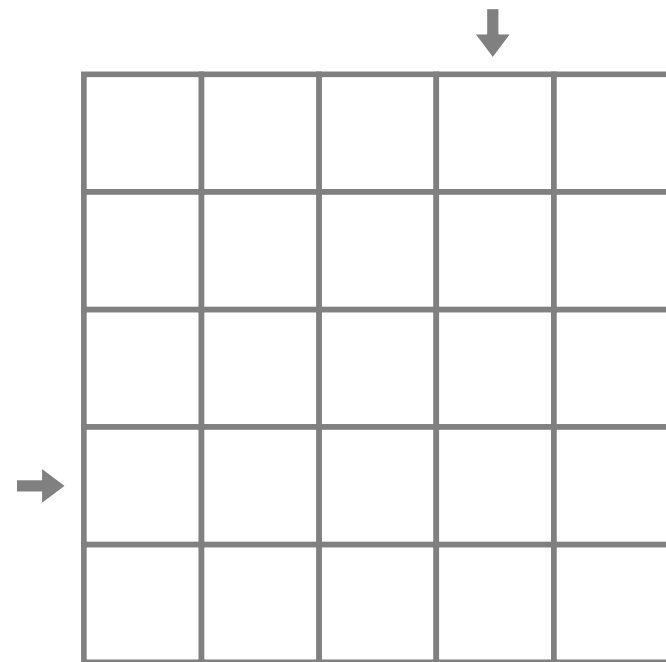
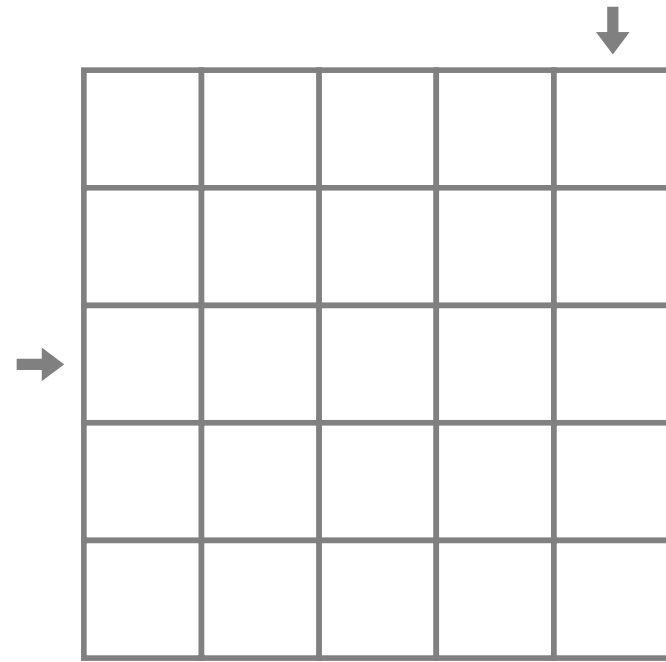
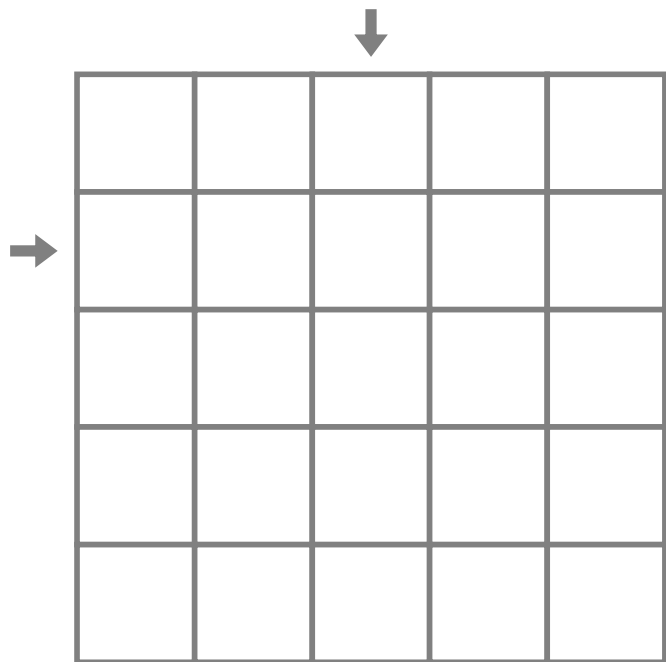
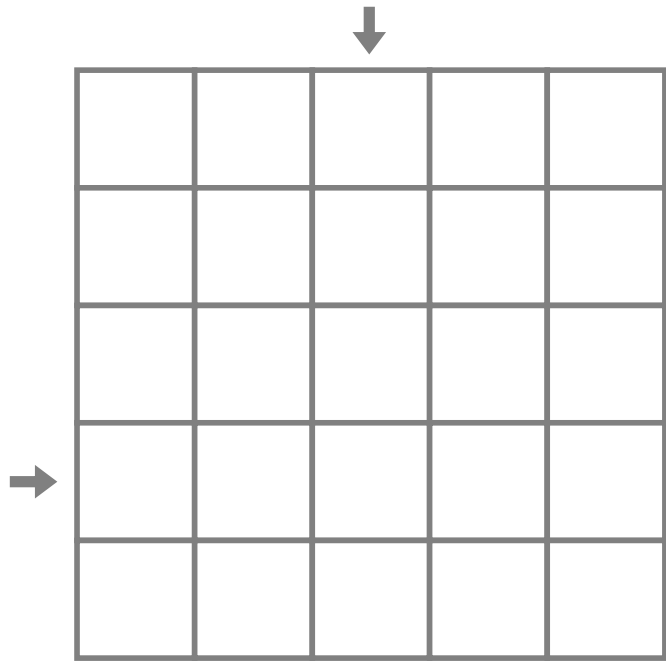


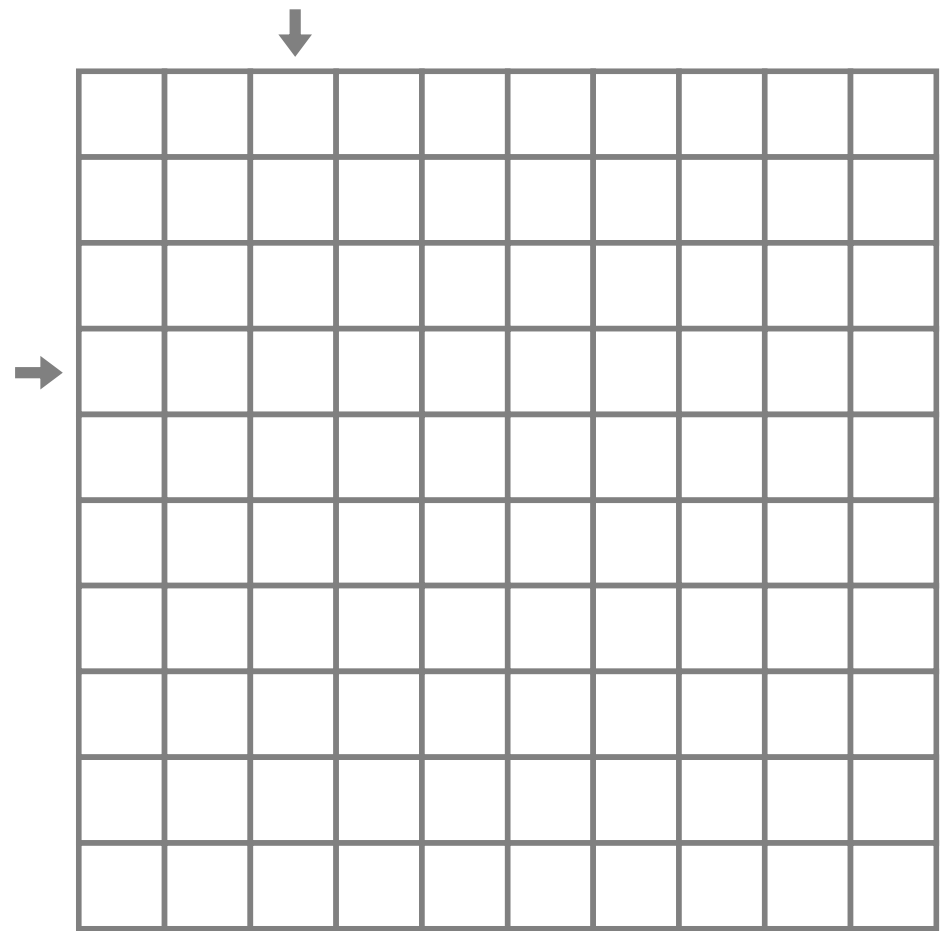
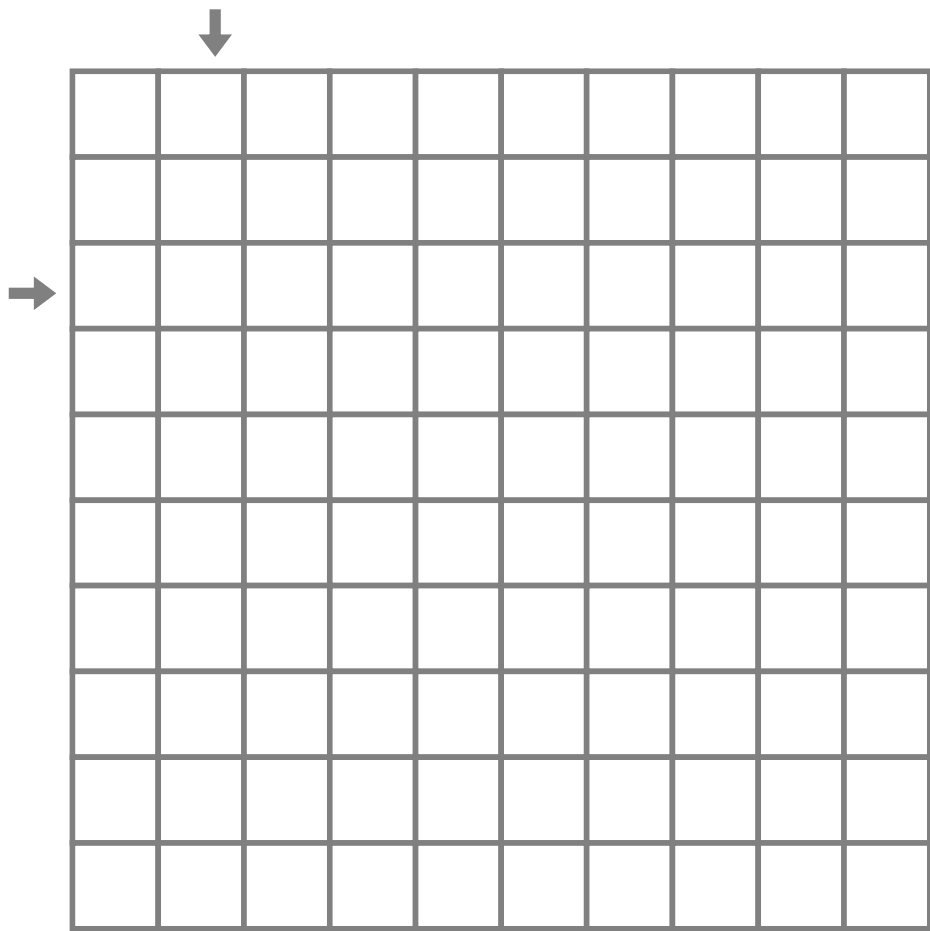
coloring grid 1 マスいろぬり1 Kids Creative and Design, Inc. Hands On Project 2008/8/18

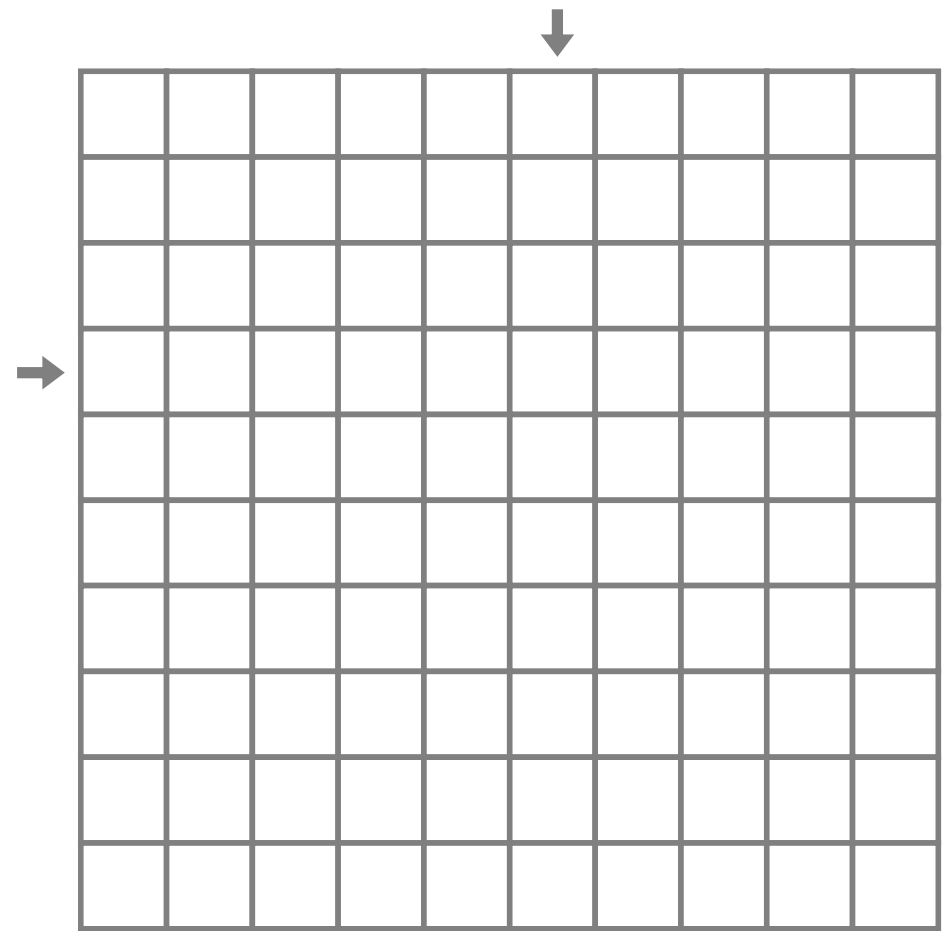
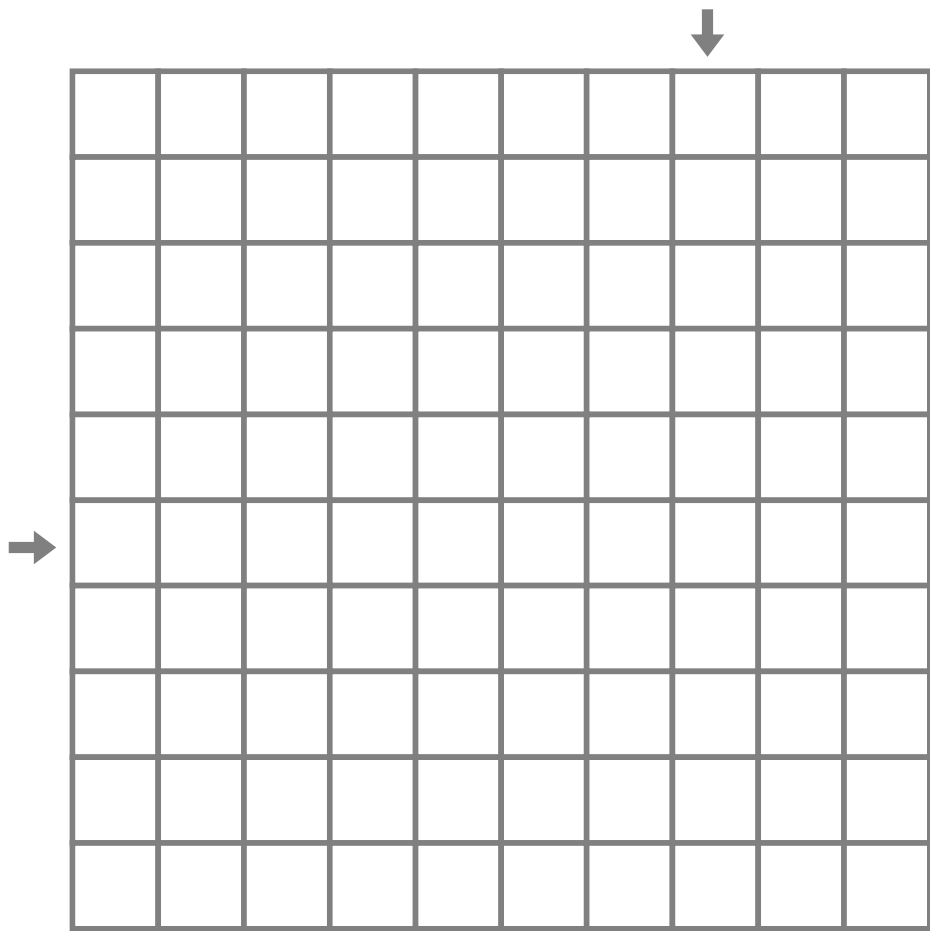







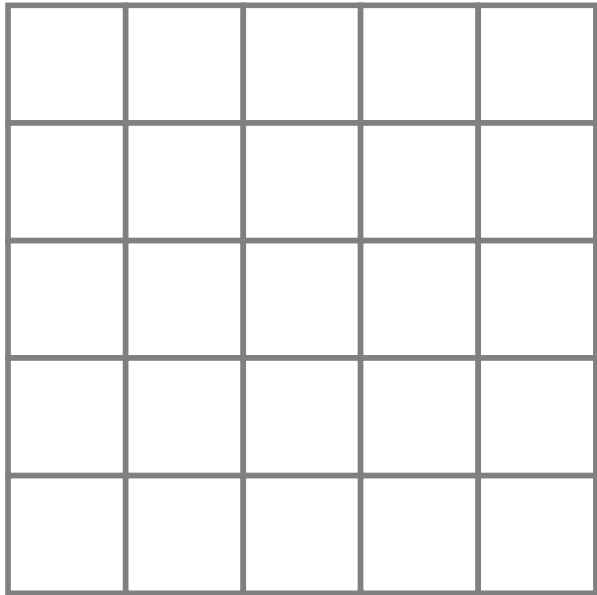
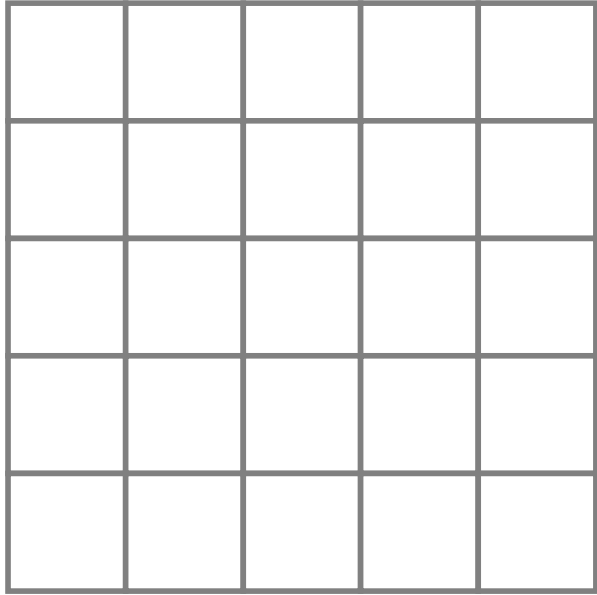






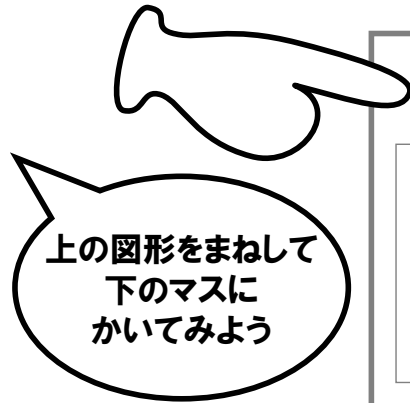






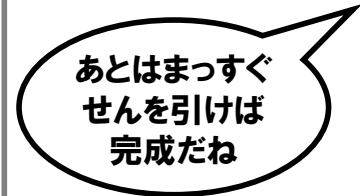
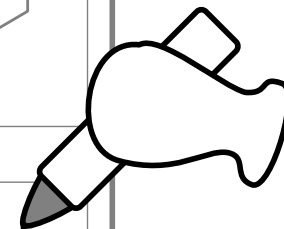
[まねしてずけいかき2]





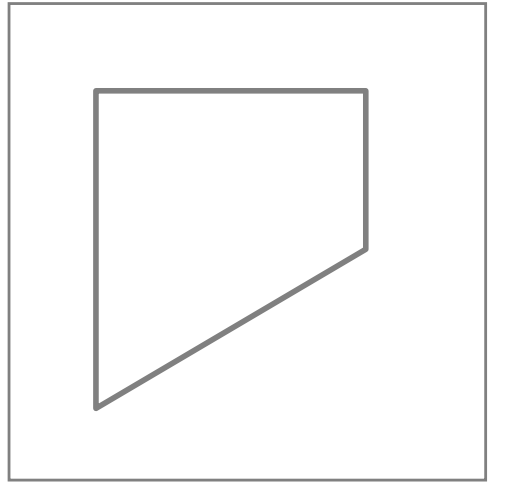
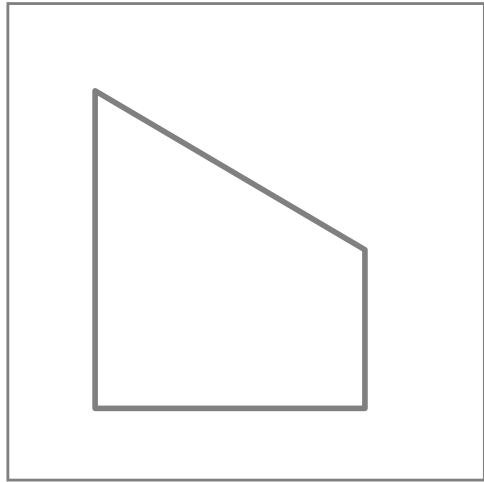


使い方イメージ





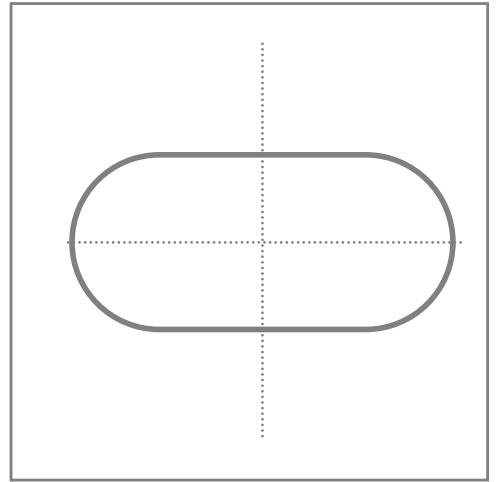
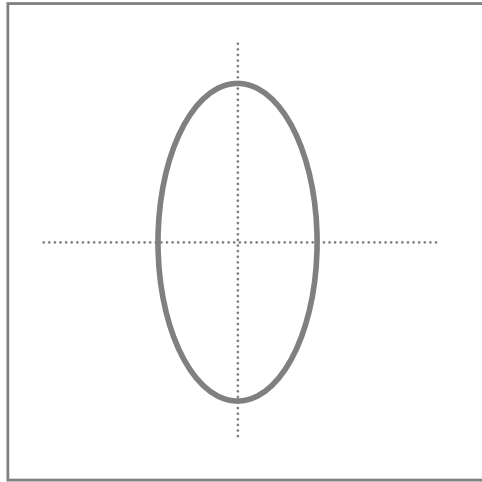
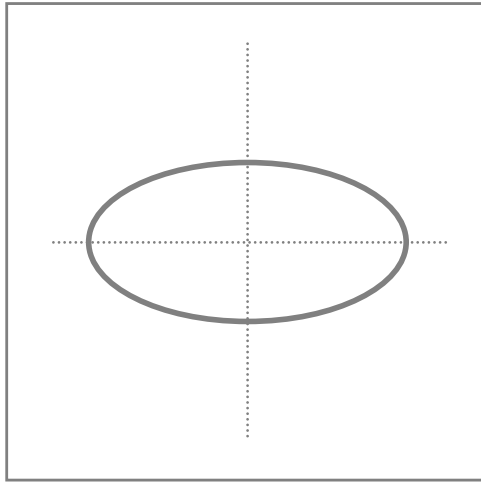
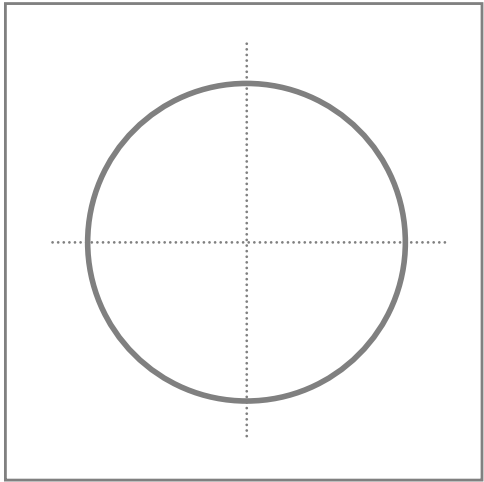






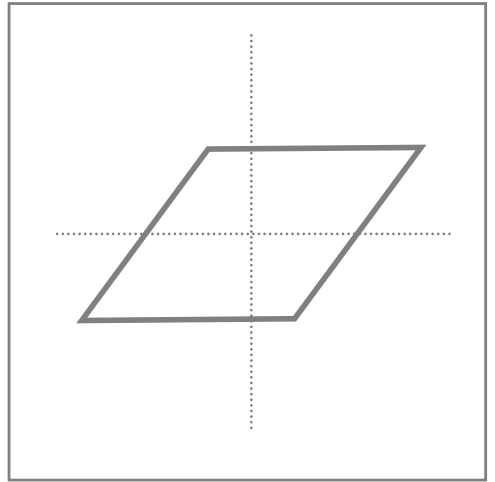
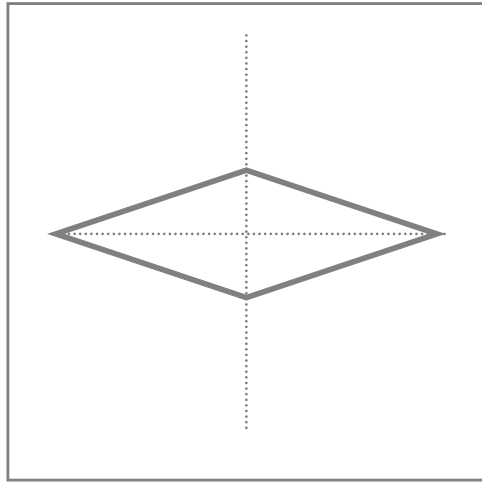
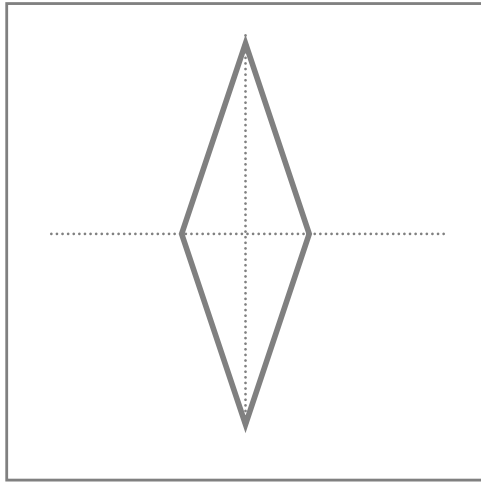
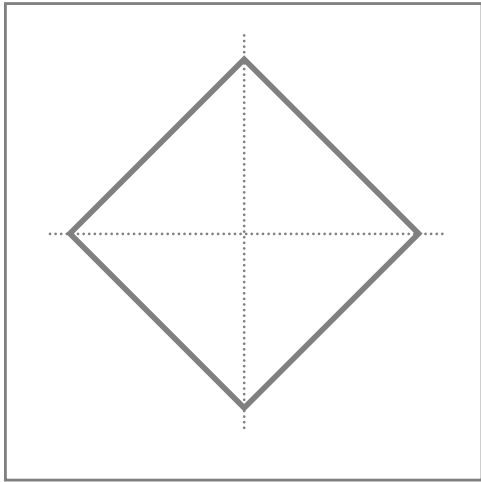
まねしてずけいかき2





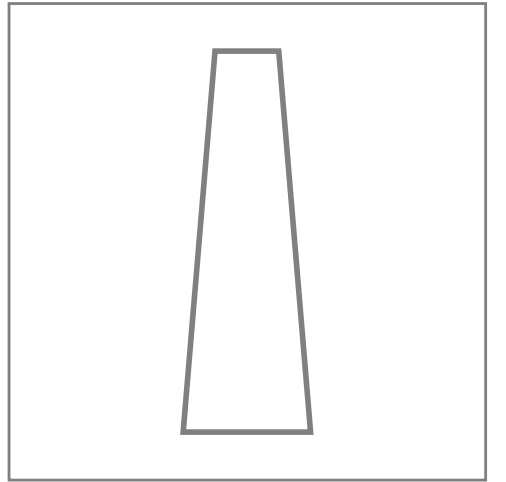



Kids Creative and Design, Inc. Hands On Project 2008/9/25






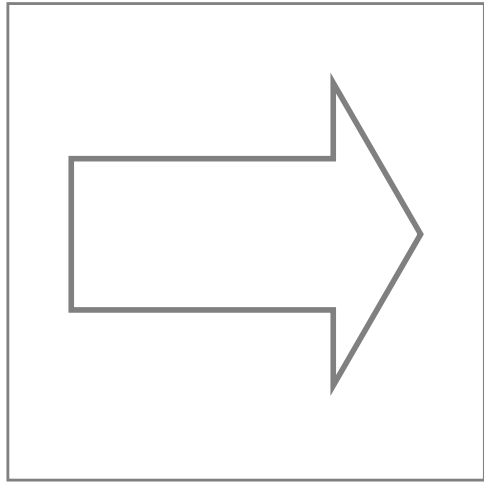







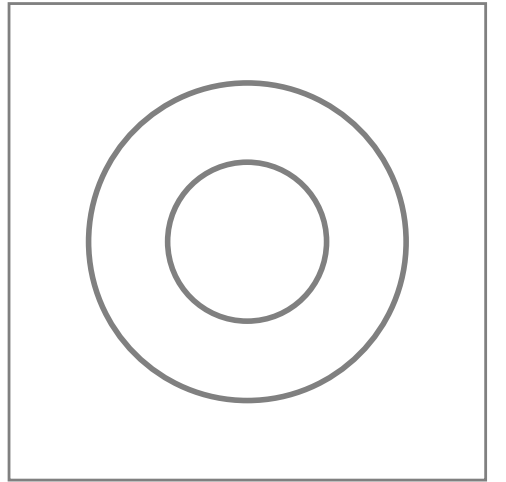








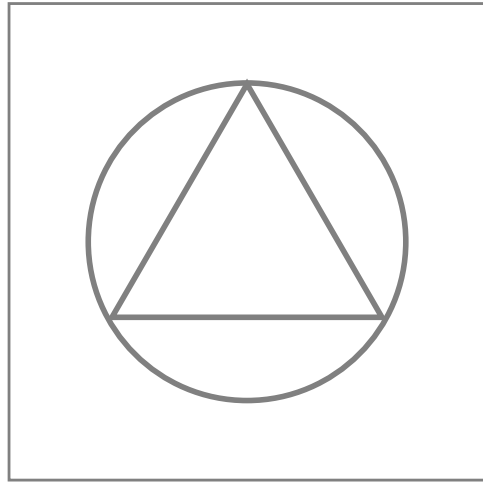
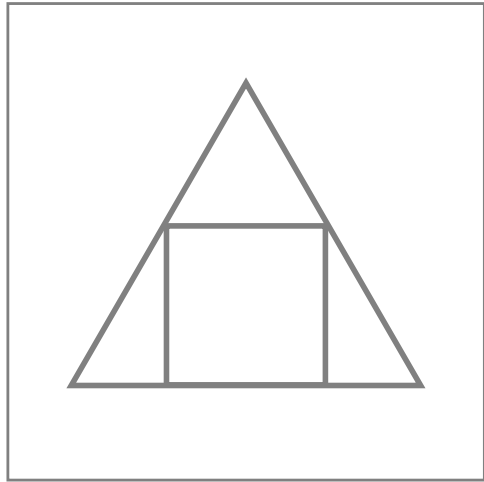

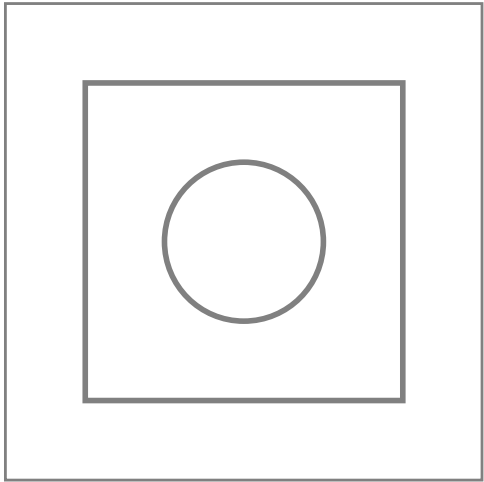






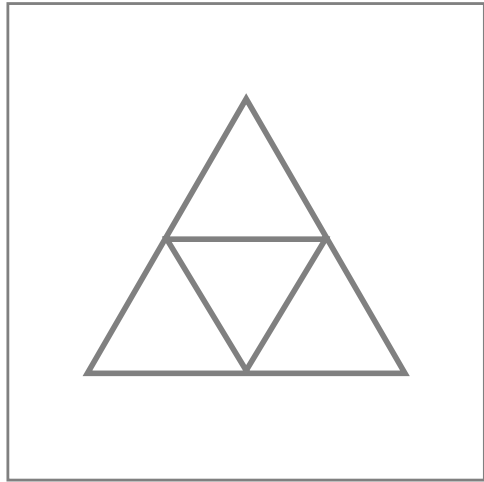
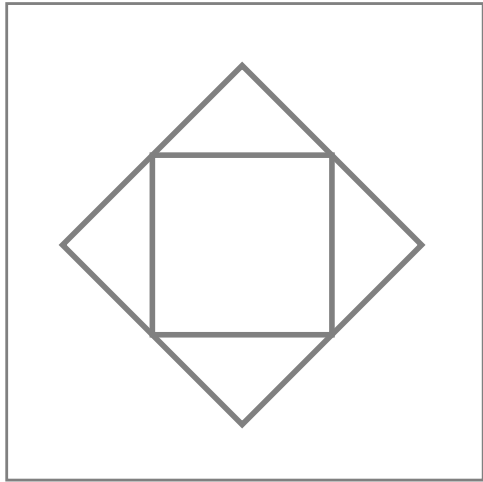
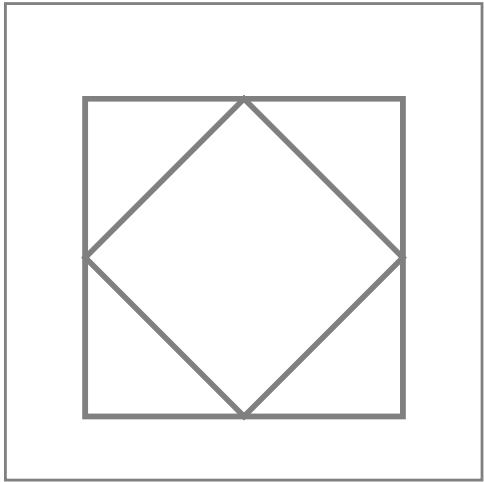






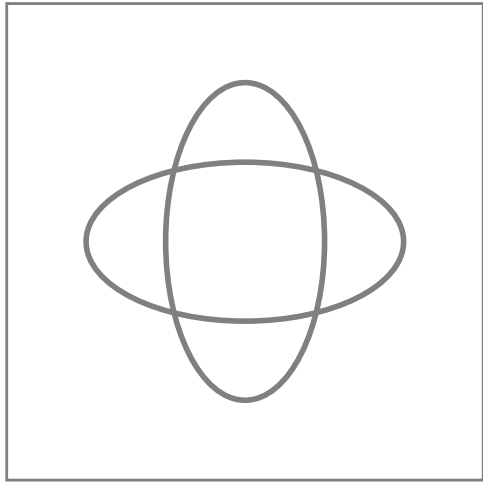
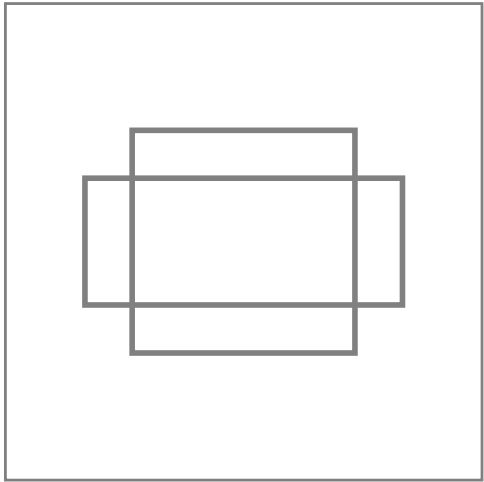






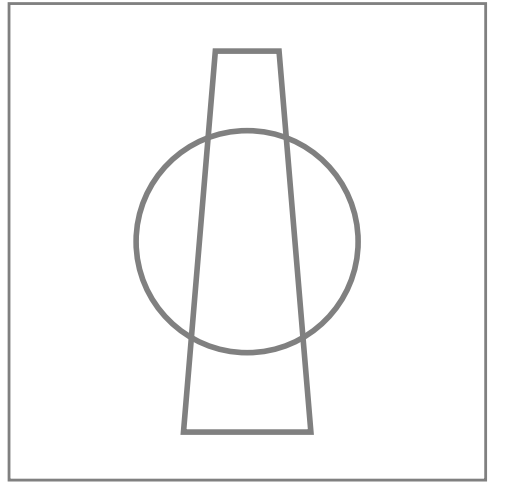
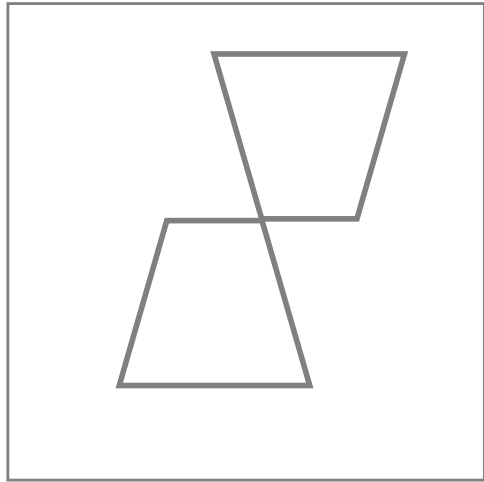

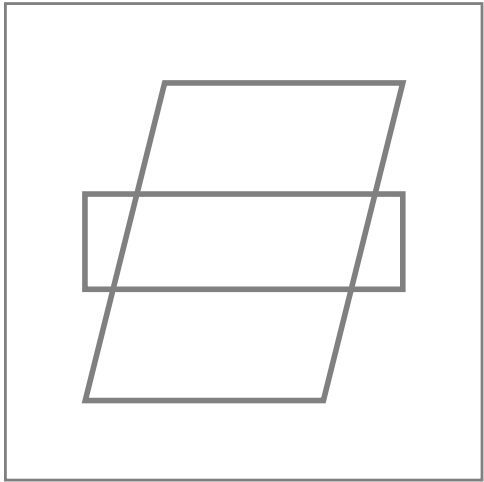






















[かずをかぞえよう2]

使い方イメージ

うさぎとかえるはそれぞれいくついるかな?

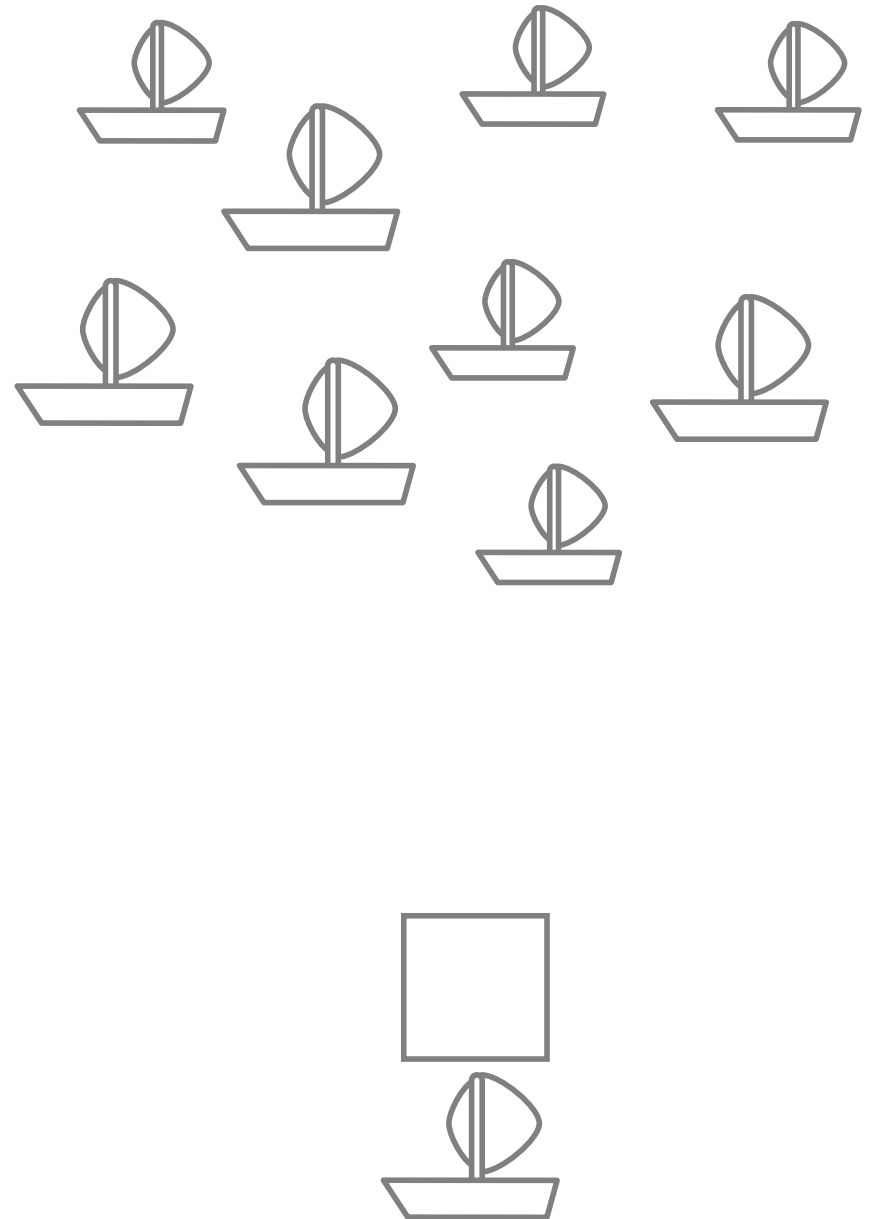
かえるは、3だね!

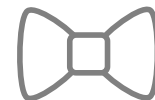




かずをかぞえよう2




Kids Creative and Design, Inc. Hands On Project 2008/8/12

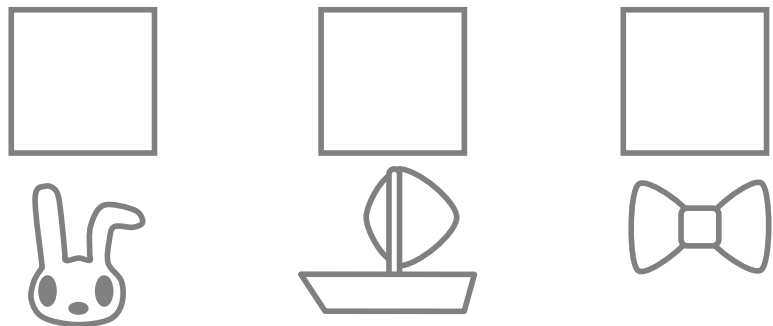



かずをかぞえよう2







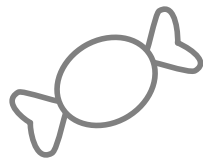



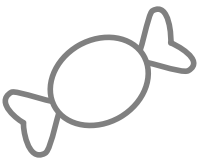







かずをかぞえよう2





[すうじけし2]

使い方イメージ

1、2、3、
4、5、
次は6、...

1 ~ 16

①

1	9	5	8
13	2	12	4
11	10	6	7
16	3	14	15

②

1	10	7	13
9	15	2	6
3	8	11	14
16	12	4	5

マスに書かれた
16個の数字を
小さい順に消すよ。
用意、スタート!

すうじけし2 Kids Creative and Design, Inc. Hands On Project 2008/8/12

1 ~ 16

①

1	2	3	4
16	15	14	5
11	12	13	6
10	9	8	7

②

1	2	7	6
4	3	8	9
10	12	5	11
16	15	13	14

1 ~ 16

①

1	9	5	8
13	2	12	4
11	10	6	7
16	3	14	15

②

1	10	7	13
9	15	2	6
3	8	11	14
16	12	4	5

1 ~ 16

①

7	14	9	2
13	1	8	15
12	6	3	11
5	16	10	4

②

16	2	5	12
14	8	13	4
3	15	11	10
9	6	1	7

10 ~ 25

①

10	16	11	12
18	15	17	25
20	14	24	13
19	21	23	22

②

10	11	15	25
20	23	24	14
21	19	22	17
18	12	16	13

10 ~ 25

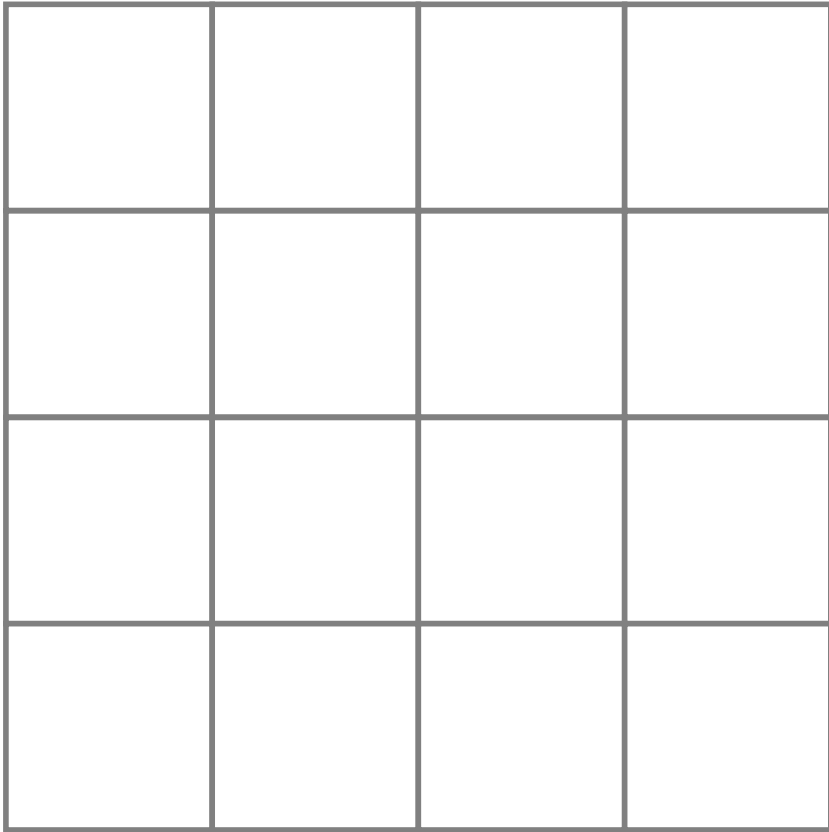
①

20	19	14	15
13	10	24	22
17	25	11	16
21	12	18	23

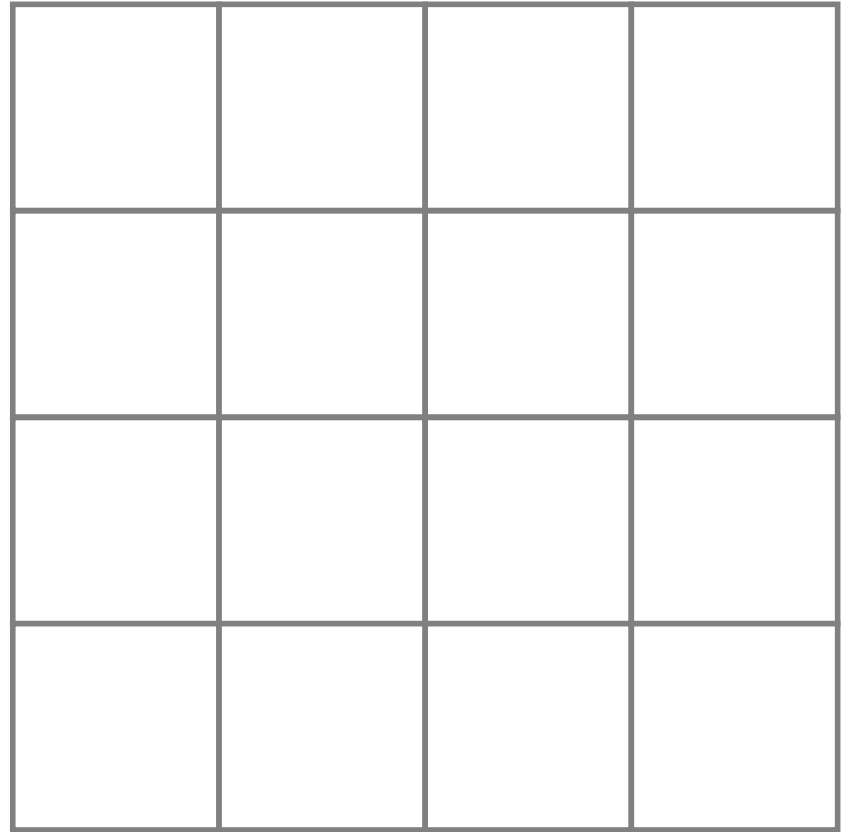
②

12	20	17	15
19	25	10	23
24	18	16	14
11	13	21	22

①



②



[ドッツかぞえ1]

使い方イメージ

ドッツ(○)のかずを
数えてみよう




1		11	1		
2		15			
3			3		
4			4		
5			5		

ドッツかぞえ1


Kids Creative and Design, Inc. Hands On Project 2008/8/16

これは
15だね!


1



2




3




4




5




1



2



3




4




5





1





2




3





4





5





1





2





3




4




5





1




2




3



4



5




1



2




3




4




5




1





2




3



4



5




1




2



3




4




5




1





2




3



4



5



1




2



3




4




5





1





2




3




4




5




1





2



3





4





5





1





2





3





4





5





1





2





3



4



5



[かずとすうじ2]

使い方イメージ

かには、何匹いるかな？
数字を見つけて、
まるを付けてみよう

1 2 3 4 5 6 7 8 9 10
11 12 13 14 15 16 17 18 19 20
21 22 23 24 25 26 27 28 29 30
31 32 33 34 35 36 37 38 39 40
41 42 43 44 45 46 47 48 49 50

六匹いるから、
“6”だね！

Kids Creative and Design, Inc. Hands On Project 2008/7/29


1 2 3 4 5 6 7 8 9 10

11 12 13 14 15 16 17 18 19 20

21 22 23 24 25 26 27 28 29 30

31 32 33 34 35 36 37 38 39 40

41 42 43 44 45 46 47 48 49 50




1 2 3 4 5 6 7 8 9 10

11 12 13 14 15 16 17 18 19 20

21 22 23 24 25 26 27 28 29 30

31 32 33 34 35 36 37 38 39 40

41 42 43 44 45 46 47 48 49 50




1 2 3 4 5 6 7 8 9 10

11 12 13 14 15 16 17 18 19 20

21 22 23 24 25 26 27 28 29 30

31 32 33 34 35 36 37 38 39 40

41 42 43 44 45 46 47 48 49 50




1 2 3 4 5 6 7 8 9 10

11 12 13 14 15 16 17 18 19 20

21 22 23 24 25 26 27 28 29 30

31 32 33 34 35 36 37 38 39 40

41 42 43 44 45 46 47 48 49 50



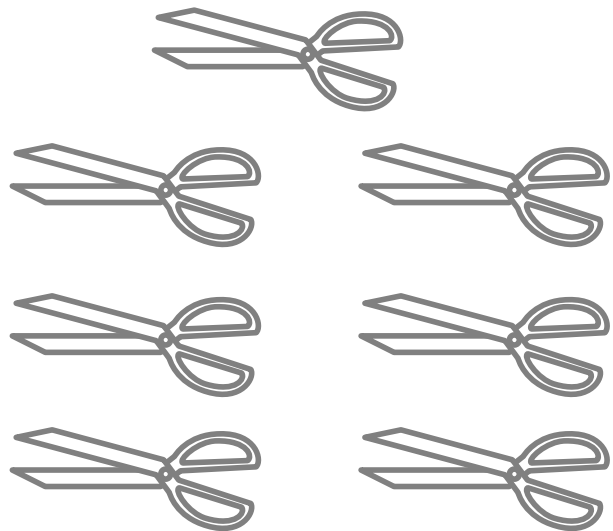
1 2 3 4 5 6 7 8 9 10

11 12 13 14 15 16 17 18 19 20

21 22 23 24 25 26 27 28 29 30

31 32 33 34 35 36 37 38 39 40

41 42 43 44 45 46 47 48 49 50



1 2 3 4 5 6 7 8 9 10

11 12 13 14 15 16 17 18 19 20

21 22 23 24 25 26 27 28 29 30

31 32 33 34 35 36 37 38 39 40

41 42 43 44 45 46 47 48 49 50



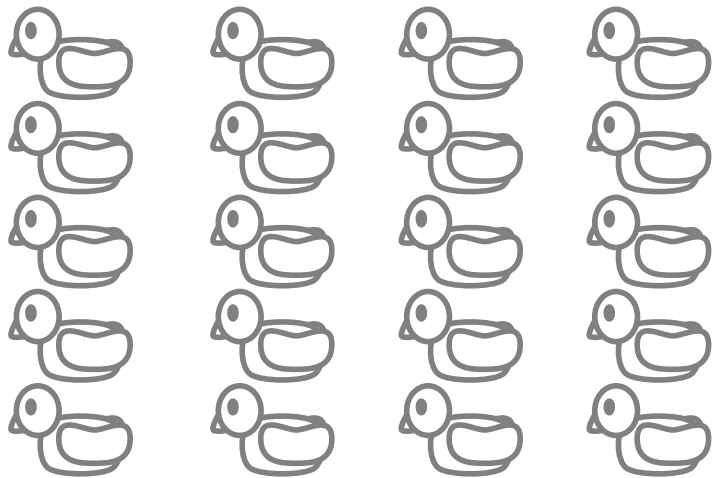
1 2 3 4 5 6 7 8 9 10

11 12 13 14 15 16 17 18 19 20

21 22 23 24 25 26 27 28 29 30

31 32 33 34 35 36 37 38 39 40

41 42 43 44 45 46 47 48 49 50



1 2 3 4 5 6 7 8 9 10

11 12 13 14 15 16 17 18 19 20

21 22 23 24 25 26 27 28 29 30

31 32 33 34 35 36 37 38 39 40

41 42 43 44 45 46 47 48 49 50



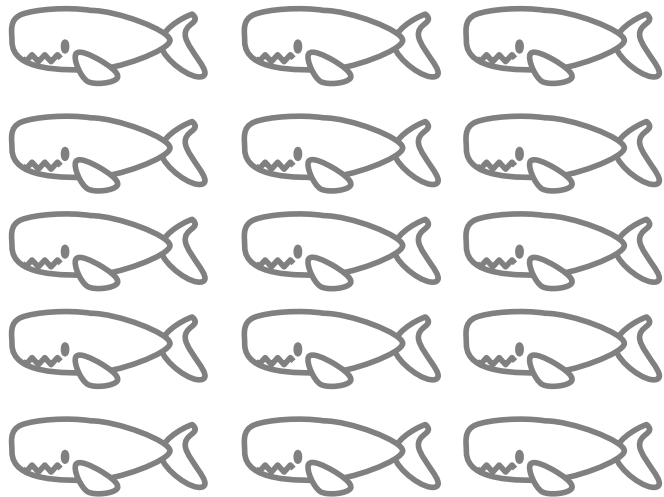
1 2 3 4 5 6 7 8 9 10

11 12 13 14 15 16 17 18 19 20

21 22 23 24 25 26 27 28 29 30

31 32 33 34 35 36 37 38 39 40

41 42 43 44 45 46 47 48 49 50




1 2 3 4 5 6 7 8 9 10

11 12 13 14 15 16 17 18 19 20

21 22 23 24 25 26 27 28 29 30

31 32 33 34 35 36 37 38 39 40

41 42 43 44 45 46 47 48 49 50




1 2 3 4 5 6 7 8 9 10

11 12 13 14 15 16 17 18 19 20

21 22 23 24 25 26 27 28 29 30

31 32 33 34 35 36 37 38 39 40

41 42 43 44 45 46 47 48 49 50



1 2 3 4 5 6 7 8 9 10

11 12 13 14 15 16 17 18 19 20

21 22 23 24 25 26 27 28 29 30

31 32 33 34 35 36 37 38 39 40

41 42 43 44 45 46 47 48 49 50




1 2 3 4 5 6 7 8 9 10

11 12 13 14 15 16 17 18 19 20

21 22 23 24 25 26 27 28 29 30

31 32 33 34 35 36 37 38 39 40

41 42 43 44 45 46 47 48 49 50




1 2 3 4 5 6 7 8 9 10

11 12 13 14 15 16 17 18 19 20

21 22 23 24 25 26 27 28 29 30

31 32 33 34 35 36 37 38 39 40

41 42 43 44 45 46 47 48 49 50



あ か さ た な は ま や ら わ

い き し ち に ひ み り

う く す つ ぬ ふ む ゆ る を

え け せ て ね へ め れ

お こ そ と の ほ も よ ろ ん

あ か さ た な は ま や ら わ

い き し ち に ひ み り

う く す つ ぬ ふ む ゆ る を

え け せ て ね へ め れ

お こ そ と の ほ も よ ろ ん

[ひらがなれんしゅうひょう1]

使い方イメージ

あ か さ た な は ま や ら せ
い き し ち に ひ み り
う く す つ ぬ ふ む ゆ る を
え け せ て ね へ め れ
お こ そ と の ほ も よ ろ ん

ひらがなの表だよ
四角の中の字を
書いてみよう

“い”と“り”って
にってるね!

Kids Creative and Design, Inc. Hands On Project 2008/8/11

あ か さ た な は ま や ら わ

い き し ち に ひ み り

う く す つ ぬ ふ む ゆ る を

え け せ て ね へ め れ

お こ そ と の ほ も よ ろ ん

あ か さ た な は ま や ら わ

い き し ち に ひ み り

う く す つ ぬ ふ む ゆ る を

え け せ て ね へ め れ

お こ そ と の ほ も よ ろ ん

あ か さ た な は ま や ら わ
い き し ち に ひ み り
う く す つ ぬ ふ む ゆ る を
え け せ て ね へ め れ
お こ そ と の ほ も よ ろ ん

あ か さ た な は ま や ら わ

い き し ち に ひ み り

う く す つ ぬ ふ む ゆ る を

え け せ て ね へ め れ

お こ そ と の ほ も よ ろ ん

あ か さ た な は ま や ら わ

い き し ち に ひ み り

う く す つ ぬ ふ む ゆ る を

え け せ て ね へ め れ

お こ そ と の ほ も よ ろ ん

あ か さ た な は ま や ら わ

い き し ち に ひ み り

う く す つ ぬ ふ む ゆ る を

え け せ て ね へ め れ

お こ そ と の ほ も よ ろ ん

あ か さ た な は ま や ら わ

い き し ち に ひ み り

う く す つ ぬ ふ む ゆ る を

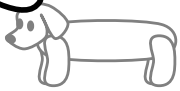





え け せ て ね へ め れ

お こ そ と の ほ も よ ろ ん

[もののなまえひらがな1]

使い方イメージ

物や動物の名前を
ひらがなで
書いてみよう

	い	ぬ		<input type="text"/>	<input type="text"/>
	<input type="text"/>	<input type="text"/>		<input type="text"/>	<input type="text"/>
	<input type="text"/>	<input type="text"/>		<input type="text"/>	<input type="text"/>

“いぬ”って
こうだね!

ものなまえひらがな1 Kids Creative and Design, Inc. Hands On Project 2008/8/11

